




The National Horseshoe Pitcher's Association



NEWSLINE


VOL. 3 NO. 5

SEPTEMBER / OCTOBER 1991



**1991 World Tournament
Biloxi, Mississippi**

Look
for
the new
white
shoes!



Advanced Design

TOURNAMENT PITCHING HORSESHOES



Both backyard pitchers and pros catch and hold the stake better with DIAMOND's new advanced design "Tournament" Shoe. It features a grip positioner, hardened tips, an increased radius, a dead soft center, and a wider, deeper calk. Same drop-forged solid steel construction as DIAMOND's popular Double Ringer and Super Ringer Regulation Shoes. All American made.

Contact your nearest NHPA club or sporting goods store for DIAMOND pitching horseshoes.

For the latest pitching horseshoe catalog write:



DIAMOND PITCHING SHOES

The Triangle Tool Group, Inc.
Subsidiary of The Triangle Corporation
Cameron Road, Orangeburg, SC 29115
DISTRIBUTOR ORDER PLACEMENT
Call toll-free: 800-346-0740
For all inquiries call: 803-534-7010

"DIAMOND Pitching Horseshoes are Recognized as Official in Tournaments
Sanctioned by the National Horseshoe Pitchers Association"



NHPA NATIONAL OFFICERS

PRESIDENT: DAVE LOUCKS, 13656 Thoroughbred Loop, Grass Valley, CA 95949 916-477-7060
1ST VICE PRESIDENT: EARL WINSTON, Route 2, LaMonte, MO 65337 816-563-3536
2ND VICE PRESIDENT: BARRY CHAPELLE, 2815 S.E. 68th, Portland, OR 97206 503-775-7876
3RD VICE PRESIDENT: BEVERLY BORN, RR 2, Box 198-A, Shattuck, OK 73858 405-938-2406
4TH VICE PRESIDENT: BONNIE SEIBOLD, 1043 Grayston Ave., Huntington, IN 46750 219-356-3489
5TH VICE PRESIDENT: GARY MINNICK, 2600 E. 7th Ave., #44, Flagstaff, AZ 86004 602-526-8077
SECRETARY/TREASURER: DONNIE ROBERTS, P.O. Box 7927, Columbus, OH 43207-7927 614-444-8510

PROGRAM & COMMITTEE DIRECTORS

GAME RELATED SALES: ED DOMEY, P.O. Box 298, Sutton, MA 01590 508-865-9477
JUNIOR PROMOTION: BOB DUNN, 6417 Georgia Ave. No. Brooklyn Park, MN 55428 612-535-3884
PUBLICITY: BOB CHAMPION, 5505 Valmont #176, Boulder, CO 80301 303-449-8395
HISTORIAN: GARY KLINE, 82 Nimitz, Dayton, OH 45431 513-258-0852
VIDEO SALES: SOL BERMAN, (Nov.-May) PGA National 1 Wycliff Rd., Palm Beach Gardens, FL 33418 407-626-8507. (May-Nov.) Clearbrook 319A Persica Plaza, Cranbury, NJ 08512 609-655-3471
CONSTITUTION & BY-LAWS: 4th VP, BONNIE SEIBOLD
GRIEVANCE: 4th VP, BONNIE SEIBOLD
INSURANCE: 4th VP, BONNIE SEIBOLD
HALL OF FAME: 1st VP, EARL WINSTON
REGIONAL DIRECTORS: 5th VP, GARY MINNICK
RULES: 2nd VP, BARRY CHAPELLE
SANCTIONED CLUB/LEAGUE: 3rd VP, BEVERLY BORN

NHPA NEWSLINE

PUBLISHER / EDITOR: DAVE LOUCKS
TYPESETTING / LAYOUT: KIM ROGERS, KIM ART

PUBLISHER'S POLICY: NHPA *Newsline* is the official magazine of the National Horseshoe Pitchers Association. The contents may not be reproduced in any manner without prior permission of the Editor. Six issues are published annually on a bimonthly basis with an occasional special issue. The annual subscription price is \$12.00 in the United States which includes postage via discounted third-class, commonly called Bulk Rate Mail. Canadian subscriptions are \$20.00. All new subscriptions, renewals, payment and changes of address must be sent directly to:
 NHPA Secy/Treas.
 Box 7927, Columbus, OH 43207-7927.
 Phone (614) 444-8510

Back issues or additional copies of *Newsline*, subject to availability, are \$2.00 each and sent third-class mail. Requests with payment for back issues should be sent directly to the NHPA *Newsline* Publisher:
 13656 Thoroughbred Loop, Grass Valley, CA 95949.

ADVERTISING POLICY: The publisher reserves the right to refuse any ad. All ads accepted must be paid for in advance and meet specific format and mechanical requirements. The publication of any ad is not necessarily an endorsement of the advertiser nor the featured product or service. Rate inquiries, ad copy and fee should be sent to:
 NHPA *Newsline*
 13656 Thoroughbred Loop, Grass Valley, CA 95949.
 Phone (916) 477-7060.

LETTERS POLICY: *Newsline* welcomes communication and articles from the membership. Submissions should be typed, double spaced and include the writer's name, address and phone number. The editor reserves the right to accept or reject any letter or advertising material. All submissions are subject to editing, available space, and must be received by the first day of the month preceding the date of issue.

C O N T E N T S

President's Message4
 Financial Report Clarification5
 Letters To The Editor7
 1991 World Tournament Champions9
 1991 World Tournament *by Bob Champion*10
 The Junior Window12
 Little Shoes Win in Biloxi *by Dave Loucks*13
 1991 State Officers' Meeting *by Vicki Winston*14
 Sanctioned Club/League News *by Bev Born*15
 1991 Annual Regional Director's Meeting *by Gary K. Minnick*...16
 Approved Rule Changes *by Barry Chapelle*17
 NHPA Hall of Fame Report *by Earl Winston*19

T O U R N A M E N T R E S U L T S

Men's Championship20
 Men's Open Classes30
 Intermediate Men's Championship39
 Senior Men's Championship42
 Elder Men's 40 Foot Championship45
 Elder Men's 30 Foot Championship47
 Boys' Championship49
 Women's Championship52
 Senior Women's Championship59
 Girls' Championship61

P A I D A D V E R T I S E R S

Diamond HorseshoesInside Front Cover
 Clay 'n Sand5
 Imperial Horseshoes5
 Star Horseshoes7
 Francis E. White12
 Steinfeldt Sta-On Horseshoes12
 The Horseshoe Pitcher's Companion12
 Pik-n-Skor14
 Horseshoe Pro Shop15
 Deadeye Horseshoes17
 Ted Allen Horseshoes19
 Gordon Horseshoes19
 St. PierreBack Cover

O N O U R C O V E R

The Mississippi Coast Coliseum and Convention Center, site of the 1991 World Tournament.

President's Message

World Tournament Activities and Comments

The Mississippi Coast Coliseum, site of the 1991 World Tournament, lived up to its advance billing. The facility was like no other that we have had to hold our World Tournament. Spacious, indoors and climate controlled, we were all pitching or seated in comfort while the outside air blistered or poured rain. The tournament went on unaffected. Perhaps this will be the wave of the future, though a surprising number of pitchers told me they still think horseshoe pitching is for outdoors, as long as the temperature is moderate. Different folks, different ideas.

The tournament ran very smoothly with a relatively easy schedule due to some changes in the pitching format. We didn't have class finals this year and that did bring some complaints. Had this year been 1992, where we expect 2000 entries in Ohio, this year's format would be a lifesaver because with a 40 court, 13 day limit, some real potential scheduling problems face us. With no promises made, I will only say that the NHPA Executive Council will seriously consider ways to bring some type of finals play back to the event. Our goal is to find a format that can become the standard, year to year. Just when we think we have it, another segment of pitchers speak up to put down what we are doing. It goes without saying that we will never have a format that will please every pitcher and allow suitable scheduling. But, the time is near that we will stop trying to accommodate every comment.

The local newspaper and TV coverage was probably the best we have ever had for a World Tournament. Much of the credit for this must go to the Coliseum Director, Bill Holmes and Mississippi Charter President, Speck Horner, who never let a promotional opportunity pass us by. These two gentlemen, with their staffs, did a marvelous job, from preparation right through to completion. Along the line, we had a very impressive Host Recognition Ceremony with several dignitaries present and, without a doubt, the greatest Awards Banquet Show ever seen at a W.T. It's too bad the entire NHPA couldn't have been there to see the show. It was well worth the price of admission. But, if you were not in attendance, you can still see what happened. Just order up your own Highlights Video of the tournament and be sure to include the Banquet Show. Details can be found elsewhere in this magazine.

Convention Highlights

There weren't that many things to vote on this year and the anticipation was for a relatively short meeting. It didn't quite turn out that way as a great deal of time was spent discussing, commenting and discussing again the 1990 W.T. shortfall of Georgia and what had been done and what could be done about it. There were those in attendance who were in obvious sympathy of the Georgia predicament and those who were all for getting the debt collected. This debate transpired under **Unfinished Business**.

The NHPA Executive Council, acting on what had been directed at the 1990 convention, had set out to collect the

debt. Some token payments had been made that, along with member contributions, totalled less than \$1,000 in credit toward the initial \$35,500. Because the Council felt that not much headway was being made, we retained a law firm in Atlanta to pursue collection of the debt. This resulted in a complaint and suit being filed on behalf of the NHPA against Georgia representatives Al Sandham and George Bradfield. Both of these individuals met privately with the NHPA Council the day before the convention and were in the assembly of convention delegates the next day. The Executive Council had been presented a letter signed by Messrs. Sandham, Bradfield and Georgia Charter President, Bud Kurtz. Basically, it stated the intention of the GHPA to put a \$2.00 per player tournament assessment to raise a minimum of \$1200 per year toward the debt. While this gesture was a step in the right direction, the NHPA Council and many of the delegates felt it offered no real firm, collectable means for the NHPA to get the funds in a reasonable time frame.

Mr. Sandham, with some support, asked the delegation to have the NHPA withdraw the legal complaint and allow them to pay as able with no constraints other than the letter that said they hoped to raise \$1200 per year. After much discussion a vote was taken and the delegates voted 180 to 160 with 2 abstaining, against removing the lawsuit. There was, however, a request to appeal the vote later in the meeting after the results of the proposed \$3.00 resolution were known.

The **1990 Convention Minutes** were approved. The **Financial Report** was approved with a request to clarify a large difference in promotion expense between 1990 and 1991. The explanation can be found elsewhere in this issue. **Committee Reports** were all given as was the **Memorandum of the President** which focused on the proposed \$3.00 resolution. Discussion and **voting** took place on the proposed changes to the rules. Eight of the ten proposed passed and these are discussed in the Rules Report by Barry Chapelle. **Election of Officers** resulted in returning to office, all the incumbents. Out of 342 possible delegate votes, President Dave Loucks received 338, 1st VP Earl Winston 337, 3rd VP Bev Born 196 and 5th VP Gary Minnick 239. In a losing effort, candidates Paul McNally received 146 votes, Ginny May 64 and Jerry Shifflet 39.

The \$3.00 resolution passed. It received 260 Yes votes (76%) against only 82 No votes. Since we had not received any bids for the 1993 World Tournament, I then announced that a new \$15,000 minimum bid requirement was in effect and interested sites would have until the end of August to submit bids for 1993. These would have to be accompanied by 1/3 of the dollar amount bid and the Executive Council, by direction of our Constitution, would make the selection. With some bids now expected, a selection should be made by mid-September and reported in the next issue.

With the passing of the resolution, an appeal was made to reverse the vote of continuing legal action to collect the Georgia shortfall. A new vote was taken and this time it was 207-127 in favor of the appeal.

Financial Report Clarification

by Dave Loucks

During the Convention in Biloxi, a delegate questioned, "why is the 1991 Publicity expense so much less than 1990." The report shows \$774 for the year ended 3/31/91 and \$11,946 for the year ended 3/31/90.

Some of the difference can be explained by the debt coding system we are now using at the request of our Auditor. Certain items listed under the 1990 total are now part of another category in the 1991 report. As an example, over \$2,000 in printing expense for promotional material in 1991, is shown as part of the category "printing, paper & office supplies." We also had, in the 1990 report, some special expenses related to sending pitchers to the White House and participation in the special "American Gold Cup" which we initially paid expenses that were offset by a sponsor check from Diamond Horseshoe. We also wrote a check to the Las Vegas tourney that was offset by St. Pierre. The breakdown is as follows:

Expense	1991	1990
PR Director Allowance & Expense	\$ 618	\$ 996
Printing of publicity material		1862
Yellow Page advertising		53
Las Vegas (St. Pierre sponsored)		1000
American Gold Cup (Diamond sponsored)		3000
Spearfish ESPN related costs		1240
White House visit costs		2868
Pat Sajak Show costs		165
W.T. Video & Promo costs	156	762
	<u>\$ 774</u>	<u>\$11,946</u>

Note: There was \$133 spent on Junior promotion and a further \$144 on the W.T. that should have been part of the 1991 total but was inadvertently included in the World Tournament administration expense category.

Try The First Shoe Designed for Horseshoe Pitching



- 100% super soft garment leather for excellent comfort and control.
- Shockproof, with soft midsole and wedge.
- Durable rubber outsole for strength and long wear.
- Heel support for greater strength.
- Terry cloth inside collar padded with urethane foam.
- Removable, replaceable Texon insole.

ALSO MAKES A GREAT WALKING SHOE!

LET CLAY 'N SAND IMPROVE YOUR GAME

Order Your Clay 'N Sand Pitching Shoes Today

Men's 8 ___ 9 ___ 10 ___ 11 ___ 12 ___
8-1/2 ___ 9-1/2 ___ 10-1/2 ___ 11-1/2 ___ 12-1/2 ___

Women's 6 ___ 7 ___ 8 ___ 9 ___
6-1/2 ___ 7-1/2 ___ 8-1/2 ___ 9-1/2 ___
(Please Print Clearly)

Name _____

Address _____

City _____ State _____ Zip _____

Send check of \$40.00 plus \$5.00 shipping and handling to:

CLAY 'N SAND, Inc. 414/654-6404
6901 Sheridan Rd.
Kenosha, WI 53143

Wisconsin Residents add 5% Sales Tax

FOR THOSE WHO DESIRE THE VERY BEST

IMPERIAL

- Record Breaking Performance
- Hardened Hooks & Points
- Maximum Ringer Stability
- One Year Guarantee

USA PRICE LIST / PAIR POSTPAID*

1 Pair\$43

2-5 Pair.....\$41

FREIGHT COLLECT

6 Pair & over\$35

*West of Mississippi add \$2.00/pair

Clyde Martz
(412) 733-2031

5056 Northlawn Drive
Murrysville, PA 15668

Edward A. Domey/National Buyer

NHPA Game Related Sales

P.O. Box 298 • Sutton, MA 01590 • (508) 865-9477

**“NEW in 1990”
Video Horseshoe Tape**


A FIRST EVER on
Instructional Teaching by
America's Pitching Legend

**“HOW TO PITCH
MORE RINGERS”**

with Carl Steinfeldt —
4 TIMES World Champion

YOU WILL IMPROVE YOUR
GAME AND RINGER %

“The best thing that's happened to
horseshoe pitching.”



Premier showing at Stone Mt. GA was a huge success and **sold out** of 3 printings. Every NHPA distributor is now carrying this tape along with a complete line of game related items.

ONE TIP IS WORTH YOUR
TOTAL INVESTMENT —
ORDER TODAY

\$24.95 per tape

3.00 postage & handling

\$27.95

NHPA GAME RELATED SALES DISTRIBUTORS

DENNIS OHMS

777 W. Midvalley Road
Cedar City, Utah 84720
(801) 586-9352

ROBERT REID

34 North Beechwood Avenue
Scottsburg, Indiana 47170
(812) 752-2195

WILLIAM SMITH

1175 Stewart Drive
Dunedin, Florida 34698
(813) 736-5556

HORSESHOE PRO SHOP

1240 S. 17th St.
Columbus, Ohio 43206
(614) 444-2127

WALLY SHIPLEY

2646 Basswood Street
Newport Beach, California 92660
(714) 760-3658

Contact a Distributor near you for the new 100% Leather Athletic Shoe and other Game Related Items available from the NHPA Game Related Sales.

Support your National Horseshoe Pitchers Association!

Letters to the Editor

ON TOP OF THE WORLD

Some say the 73rd World Tournament was the best ever. Some say, "I don't know." I missed 67 of 'em. Each of the last six had a lot of plusses. But Biloxi seemed to have it all. To start with—a beautiful, spacious, comfortable, bright, air-conditioned coliseum. The floor was even covered with dirt, ten inches deep, to make horseshoe pitchers feel at home (and in preparation for a rodeo). But with a carpet cover for comfort and cosmetics. The seating, too, was very comfortable, maybe too much so. Scorekeepers were hard to dislodge from the gallery.

And what a fine group of communities on the Gulf. Waveland, Bay St. Louis, Pass Christian, Gulfport, Ocean Springs, to name a few. A beautiful beach, fine restaurants and inns (we got fishfaced, often), charming homes and southern hospitality. Jefferson Davis would still be proud. There were many Biloxi vues, but no Biloxi blues.

Along with all that, there was an exciting tournament with some great pitching in all classes and superb pitching in the championship classes. Press coverage too, by The Sun-Herald, was outstanding. We had a spirited Convention where some tough decisions were made to benefit all NHPA members. We enjoyed a well-attended Awards Banquet, including a top-notch musical show by

the Mississippi Horseshoe Pitchers Association.

Was it the best World Tournament ever? I still don't know. But it's the only one I've been to that had a wine-tasting party right next door. I can't wait to discover Columbus.

Ed Quigley, Pompton Plains, NJ

Dave,

This letter is written on behalf of the members of the New Horseshoe Club, Springfield, Illinois, who attended the 1991 W.T. in Biloxi, Mississippi.

First of all let me say we had a great time in Biloxi during the tournament! The Gulf Coast Coliseum is a marvelous facility and it was a pleasure to pitch there. I must admit that I was a bit apprehensive at first about artificial light, but it was quite good. The Tournament stayed on schedule, and from my perspective ran surprisingly smooth. And even though spectator seating was very close to the competition, people were high enough to have a great view of the pits, yet caused no interference whatsoever.

As you can imagine, however, there was considerable discussion over the change in the pitching format that eliminated the "finals" phase of the competition. After all, it IS the World Tournament and as such should have a special mystique. But, in fact, the format this year was similar to other tournaments held throughout the

year. No-one in our club has any objections to beginning earlier in the morning and having one more session in the evening if that is what it takes to allow time for the "finals" and we are in favor of returning to the format used in Atlanta.

I must also comment on the pit conditions. All are in agreement that they were less than ideal, especially the lean of the pegs. I personally lost nine (9) ringers in one game. The pegs were too straight, and some of our club members feel the frames were too bouncy.

The following comment comes from me only. Since we have two pre-school children, we would have taken advantage of a day-care service had one been available to us. As you probably know, 3 and 5 year olds can only sit through so many matches, and a child care service, if only for 2 or 3 hours, would have saved some wear and tear on my wife's patience. Maybe there is a Church group or college sorority in Columbus who would agree to provide such a service next year.

In spite of the above comments, members of the New Horseshoe Club, Springfield, IL who attended the 1991 W.T. in Biloxi had a great time. The facilities were great, tournament officials were professional as well as cordial, and a tip of the hat goes to those who organized the Tournament and ran it so well.

Bill Marvin, Mechanicsburg, IL

★ **Our direction is toward horseshoe** ★
★ **perfection.** ★
★ **STAR** ★
★ **Stainless** ★ **Horseshoes** ★

When you're pitching against the pros, the difference between winning or losing can be just a few thousandths of an inch.

If consistent pitching accuracy is what you're looking for, you'll only find it in a STAR. No one else measures up. Precision-crafted to afford you the competitive edge.

* When pitching our high quality stainless steel horseshoe, you will find there is less warping out of shape and less burring.

*The original STAR horseshoe was hand-crafted to achieve a center balance allowing each player to pitch a flatter, more open shoe. ie: Higher ringer averages.

*If the World Tournament officials ground your current shoe down last year because it was too wide, too long, or too heavy, pitch precision-made STARS this year.

(ALSO AVAILABLE THROUGH YOUR N.H.P.A. DEALER)

NHPA Approved




\$79.00 per pair postpaid

ALL STARS ARE DEAD SOFT AND THEY WEIGH 2 LBS. 8 OZ.

Send check or Money Order to: Alfred R. Boudreau Jr. 301-A Old Ipswich Rd. Rindge, N.H. 03461

NHPA GAME RELATED SALES
Edward A. Domey / National Buyer
P.O. Box 298, Sutton, MA 01590
508-865-9477



Customized Leather Athletic Shoes

Customized Leather Athletic Shoes, complete with the NHPA logo on the tongue and NHPA on the outer side. The shoe is 100% leather with smooth finished edges for excellent comfort and style. Good for everyday wear, on the courts, or for low impact workouts. Terry cloth inside collar, urethane foam padded. Men's sizes available 7 thru 13 (including 1/2 sizes). Women's sizes 5 thru 10 (including 1/2 sizes). D or E widths order 1/2 size larger.

Introductory Offer @ \$39.95 plus \$3.00 shipping and handling

Colored laces available \$1.00 extra.

For immediate order, contact "Instep Promotions" 1-800-321-1098. Specify NHPA shoe.

VISA or MasterCard accepted.

Order forms and/or additional information available through your NHPA distributor.

NHPA GAME RELATED SALES DISTRIBUTORS

DENNIS OHMS

777 W. Midvalley Road
Cedar City, Utah 84720
(801) 586-9352

HORSESHOE PRO SHOP

1240 S. 17th St.
Columbus, Ohio 43206
(614) 444-2127

ROBERT REID

34 North Beechwood Avenue
Scottsburg, Indiana 47170
(812) 752-2195

WALLY SHIPLEY

2646 Basswood Street
Newport Beach, California 92660
(714) 760-3658

WILLIAM SMITH

1175 Stewart Drive
Dunedin, Florida 34698
(813) 736-5556

Contact a Distributor near you for the new 100% Leather Athletic Shoe and other Game Related Items available from the NHPA Game Related Sales.

Support your National Horseshoe Pitchers Association!

1 9 9 1 WORLD TOURNAMENT CHAMPIONS

MEN'S CHAMPIONSHIPS

CLASS	PITCHER	HOMETOWN	W	L	%
Championship	Walter Ray Williams	Stockton, CA	27	0	86.1
Class A1	Joe Schultz	Brentwood, NY	10	1	77.9
Class A2	Charles Posey	Arlington, TX	9	2	67.3
Class A3	Tony Hankins	Prospect, KY	10*	2	73.1
Class B1	Randy Rein	Mosinee, WI	9*	3	62.0
Class B2	Jim Mihura	Oklahoma Cty, OK	11	0	60.3
Class B3	Emanuel Wilson	New Orleans, LA	9	2	59.5
Class C1	Ronald Deckard	Tampa, FL	9*	3	56.8
Class C2	Calvin Motsinger	Tobaccoville, NC	10	1	63.1
Class C3	Brian Repinski	Stevens Point, WI	9	2	59.7
Class D1	Earl Rapp	Selma, CA	10*	3	57.5
Class D2	John Nichols	Selma, AL	9	2	60.9
Class D3	Leland Davis	Old Town, ME	11	0	57.9
Class E1	Michael Green	Mechanicsburg, IL	10	1	53.4
Class E2	William Tedrick	Jonesville, MI	10	1	52.2
Class E3	Sam Raymond	Pelham, NH	11	0	52.5
Class F1	James Norville	Livonia, MI	10*	2	54.1
Class F2	Joe Peschko	Cornwall, CT	10*	2	46.0
Class F3	Ray Ward	Elizabeth, IN	10*	2	50.2
Class G1	Howard Harrison	Newport, IN	10	1	54.5
Class G2	Kenneth Guy	Lawton, OK	9	2	40.0
Class G3	Donald Wild	Longmont, CO	8	3	41.8
Class H1	Melvin Cooper	Signal Mtn., TN	9	2	43.6
Class H2	Lynn John	Layton, UT	11	0	47.9
Class H3	Gene Oleski	Scranton, PA	8	3	40.9
Class I1	Tom Hansen	Union Grove, WI	9*	3	45.0
Class I2	Frank Koehler	Mason City, IA	11	0	41.8
Class I3	John Gillaspay	Austin, IN	9	2	38.9
Class J1	John Luttrell	Albany, GA	10	1	41.5
Class J2	Russ Hoppe	New Brighton, MN	9	2	35.4
Class J3	Jerry Griggs	St. Joseph, MO	11	0	41.1
Class K1	D. Cunningham	Elizabeth, IN	11	0	46.3
Class K2	Paul Sturges	Sedan, KS	11*	1	45.0
Class K3	Frank Coombs	Galway, NY	10	1	40.2
Class L1	Richard David	Montgomery, MN	10*	2	35.0
Class L2	Dalton Simmons	Chicago, IL	11*	2	35.5
Class L3	Ed Thigpen	Tyler, TX	10*	2	36.2
Class M1	Alvin Gunderson	Ramsey, MN	9	2	33.7
Class M2	Howard Lane	Hold, MO	10	1	33.8
Class M3	Reese Warden	Republic, MO	9	2	37.5
Class N1	David Reynolds	Auburn, NY	11	0	41.8
Class N2	Dick Dixon	Arcadia, KS	8	3	37.7
Class N3	James Farrey	Voluntown, CT	9	2	26.8
Class O1	Eugene Hix	Ruther Glen, VA	11*	2	31.1
Class O2	Jed Cropp	Biloxi, MS	10	1	35.2
Class O3	Robert Ledet	Thibodaux, LA	10	1	34.5
Class P1	Richard Schmidt	Kearney, MO	10*	2	35.6
Class P2	Tom Steinke	Waukesha, WI	9*	3	28.3
Class P3	Billy Fitzgerald	Minneapolis, MN	10	1	23.6
Class Q1	Inge Byrkjeland	Hardbakke, NR	11	0	25.4
Class Q2	Barry Seyer	Bluffton, OH	10	1	22.7
Class Q3	Danny Holland	Ocean Springs MS	11	0	23.4
Class R1	John Press	Joliet, IL	11*	1	19.7

SENIOR MEN

CLASS	PITCHER	HOMETOWN	W	L	%
Championship	Carl Steinfeldt	Largo, FL	10	1	72.7
Class A	Angelo Cieslak	Gardner, MA	8	3	60.4
Class B	Jesse Hobbs	Horton, KS	11	0	65.9
Class C	John Kozik	Binghamton, NY	10	1	54.3
Class D	Walter Busse	Appleton, MN	8	3	43.4
Class E	Melvin Bray	Pittsburg, KS	11*	1	42.5
Class F	Elmer Breuer	St. Louis, MO	10*	2	30.5

INTERMEDIATE MEN

Championship	Ed Arionus	Arlington, TX	10*	2	70.3
Class A	Wally Srenaski	Green Bay, WI	7	2	50.5
Class B	Edward Bell	Reynolds, IL	9*	3	38.2

40 FOOT ELDER MEN

Championship	Willard Napier	Seal Beach, CA	5	0	66.3
Class A	Doyle Maikranz	Owensville, IN	4	1	45.5
Class B	Owen Ewell	McPherson, KS	7	0	52.5
Class C	Edward Koenig	Lake Andes, SD	7	0	34.2

30 FOOT ELDER MEN

Championship	Russ Lobuzzetta	Sarasota, FL	5	1	65.2
Class A	Albert Morris	Taylor, MI	4	1	48.0
Class B	George Bercini	Pittsburgh, PA	7	2	48.3
Class C	Wilber Hodgson	Liberty, MO	6	1	41.7

JUNIOR BOYS

Championship	Jim Walters	Troy, OH	11	0	84.8
Class A	Michael Newton	Box Elder, SD	11	1	50.0
Class B	Jared Luoma	Burton, OH	11	9	22.2

WOMEN

Championship	Tari Powell	Rossville, IL	14	1	83.1
Class A1	Sandy McLachlin	Dresden, ON	9*	3	66.4
Class A2	Virginia Chalberg	Yuma, AZ	9	2	64.3
Class B1	Ricki Fuller	MacDill AFB, FL	9	2	58.3
Class B2	Elise Atchley	Harahan, LA	10	1	53.4
Class C1	Becky Brown	Eden, NC	11*	1	62.9
Class C2	Rita Warner	Angleton, TX	10*	3	41.9
Class D1	Teresa Donar	Cuba City, WI	10*	2	44.5
Class D2	Eileen O'Born	Metairie, LA	11*	2	40.3
Class E1	Shirley Smith	Hot Springs, AR	9*	3	36.4
Class E2	Viola Reinebach	Payson, IL	11	0	40.6
Class F1	Jane Meier	Fond Du Lac, WI	11	0	45.2
Class F2	Tina Bruster	Gautier, MS	10	1	31.7

SENIOR WOMEN

Championship	Marge Spray	New Port Richey, FL	5	0	65.7
Class A	Delores Zigrang	Houston, TX	7	1	43.1

JUNIOR GIRLS

Championship	Celeste Polak	East Bernard, TX	7	0	74.1
Class A	Pam Steinke	Waukesha, WI	7	0	47.5
Class B	Penny Steinke	Waukesha, WI	13*	1	25.0

*Playoff

1 9 9 1 WORLD TOURNAMENT

REMEMBER THE NAMES

Tari Powell, Carl Steinfeldt,
Spud Napier, Marge Spray,
Jim Walters, and Celeste Polak.

These are six successful
defending Champions from the
nine Championship Classes in
the 1991 World Professional
Horseshoe Pitching Tournament
at the Biloxi Gulf Coast Coliseum
July 15 - 28.

They'll be back next year in
Columbus, Ohio along with
the other three winners,
Walter Ray Williams, Jr., Ed Arionus
and Russ Lobuzzetta,
to again reach the pinnacle of
horseshoe pitching.

BY BOB CHAMPION

WILLIAMS WINS 5th

Walter Ray Williams, Jr. from Stockton, California, who is a PBA bowler by profession, breezed to the 1991 title billed as the men's "World's Best Pitcher" in class, winning all 27 games over a four day period against the best horseshoe pitchers in the World.

At age 31, the two-sport professional has many years of productive play and could add greatly to his 350 total wins in the Championship flight.

"It feels great to finally win again," said Williams, who added the 1991 title to those he won in 1978, 1980, 1981 and 1985. He also has three junior titles to his credit in 1971, 1972 and 1976 with total percentages of 86.3, 89.2 and 86.6. When he changed to the 40-foot distance, Williams recorded an 84.2 percentage the first year. Since then he has eight 80-plus percentages on the way to his five titles.

Williams added, "Some of the last few years, I've been choking it off and not getting the job done. It made forfeiting a chance to win \$20,000 in the Pro-Bowlers tour in Wichita, more than worthwhile. Second after two days of competition in Wichita, he pulled out for the eventual \$3,500 first place prize a week's worth of ringers brought, and for the feeling."

His 27 wins in Biloxi moved him to 15th on the All-Time Victory list with 350. Art Tyson from Mt. Vernon, New York finished second in the World and moved to 25th in the All-Time with 273. Jesse Gonzales, Los Osos, California, is now at 216 and 34th, while Kevin Cone, Alta, Iowa, placed 4th this year and jumped 12 places to rest at 166 in 45th position.

The 1991 Champion allowed 24 points or less for his first 16 games until Ron Powell of Reed, Kentucky carried him to the limit before losing 40-38. The key game came three contests from the final, when New York's Art Tyson took Williams to 98 shoes before losing 40-35.

Williams' record was the 19th perfect mark in history of the men's championship. Only four perfect marks have been recorded since Curt Day did it in 1971 (35-0). Three of them have been pitched by Williams, 31-0 marks in 1980 and 1985. Mark Seibold of Huntington, Indiana posted a 31-0 in 1986.

KNISLEY STUMBLES

Defending Champion Jim Knisley from Bremen, Ohio fell on tough times, dropping down to 21st with a 9-15 record (71.17), a new low for him in World Competition. Two former Champions failed to qualify for the top 28 — Alan Francis from Blythdale, Missouri, the 1989 Champion, and Seibold, who won top spot in 1979 and 1986.

It is interesting to note this is the first year that both the men's and women's winners have been products of the junior program. Williams won the boys' title in 1971, 1972 and 1975. Powell was the girls' World Champion in 1976.

POWELL CAPTURES 3rd TITLE

Defending Champion Tari Powell from Rossville, Illinois came from behind in the final three games to register her third World title, edging out Sue Snyder from Grandview, Indiana by one game with a 14-1 record.

The women's championship took a different turn than the men's. Sue Snyder was sailing along at a 12-0 clip before facing the defending Champion. At that time Tari had lost to Canada's Myrna Kissick, 40-38, in the ninth game and was one game behind. Tari's 40-19 victory over Snyder in the 13th game created the suspense for the final two games. The eventual Champion followed with victories over two former World Champions, Phyllis Negaard of St. Joseph, Minnesota 42-24 and Debby Michaud, Rayhnam, Massachusetts, 40-32 to register her 14-1 final count.

Snyder lost her chance to compete in a playoff against Powell when Canada's outstanding pitcher, Diane Cantin, nailed a 41-26 win. Snyder's two losses in the last three games were reflected in her 72.1 percentage against Powell and a tournament low 69.4 against Cantin. Powell's 15-game average was 83.15.

Former World Champion Sandy McLachlin from Canada, did not qualify for the sweet sixteen, but rallied her game to win the Women's Class A crown.

STEINFELDT WINS SENIORS AGAIN

Veteran Carl Steinfeldt, the video man from Largo, Florida, added a third Senior crown to his 1988 and 1990 victories as he breezed to a 10-1 record and closed with 72.77%. Former Champion Raymond Hill from Wakefield, Michigan was second (9-2, 63.65) with Pennsylvania's Al Zadroga in third (7-4, 66.61)

Carl is the first pitcher to win World titles in three divisions — Men's World, Intermediates and Seniors. He won the World title in 1976 (82.7), the Intermediate crown in 1978 (85.3) and Seniors 1988 (74.1) and 1990 (65.6).

World records are numerous for Steinfeldt. Consecutive four-deads (15) with Elmer Hohl, longest game between two lefties with Don Titcomb, high Intermediate ringer percentage (85.3), single game (91.7), consecutive ringers (26) 1978, shares ringer % both players (80%) with Ken Drury, Canada.

WALTERS AVERAGES 84.84 FOR 3rd JUNIOR CHAMPIONSHIP

Junior boys' defending Champion Jim Walters from Troy, Ohio did it again, winning his third straight crown with another undefeated effort. This time he almost equalled his 1989 figure of 84.9 with an impressive 84.84. In his first championship he had a 74.3. One wonders what to look forward to in 1992 at Columbus, Ohio for this 14-year old star.

Jim will be competing for a record-tying effort mark set by Gary Roberts in 1964 and equalled by Alan Francis in 1985. Two other junior performers have recorded three straight — the present NHPA President Dave Loucks in 1951, 1952 and 1953, and Mark Dyson in 1979, 1980 and 1981.

This year Vorn Ven, Arkansas City, Kansas closed in second position with a 10-1 record and 80.80%. Ronnie Meredith, Bowling Green, Kentucky was third (9-2) 78.69).

POLAK WINS AGAIN

Fifteen year old Celeste Polak from East Bernard, Texas pitched her way to a second straight girls' World title with her second perfect record (7-0) and closed with a 74.13 percentage. She had won the championship at Stone Mountain, Georgia with a 14-0 won-lost record and 67.71%.

Tracy Curtis from Belleview, Alberta, Canada placed second one game behind Polak with Julie Walters, Troy, Ohio in the third spot.

ARIONUS INTERMEDIATE CHAMPION

Ed Arionus from Arlington, Texas defeated Kenneth Pogue, Ellington, Missouri in a playoff to capture the 1991 Intermediate championship. Ed closed with a 10-2 record and 70.30 percentage to win his first World title. Pogue finished with a 64.93 percentage.

Georgia's Larry Morton was third (8-3, 64.79) and defending Champion Len Lipovsky from Bloomington, Minnesota dropped to fifth with 7-4, 63.56.

LOBUZZETTA 30 FT. WINNER

1990 30' Elder Class A Champion Russ Lobuzzetta from Sarasota, Florida moved up in class to win the 1991 Elders' 30-foot Championship crown in Biloxi. Genial Charles Russell from Montana was second, 4-2, 59.38.

In the six-man class Russ closed with a 5-1 mark and 65.29 percent figure. Defending Champion Henry Hostetler from Ohio, finished third this year with a 3-2 record and 68.45 percentage. Last year Henry boasted a 75.6%.

NAPIER WINS 3rd TITLE

Seventy-six year old Willard (Spud) Napier from Seal Beach, California captured the Men's Elder 40-foot title for the third consecutive year in the 1991 World Tournament at Biloxi, a new record for the class that started in 1987.

Spud is undefeated in three years at the top closing with 5-0 records each year. His winning percentages over the three years have been 65.4, 64.8, and 66.31.

SPRAY SENIOR WOMEN'S REPEATER

Marge Spray of New Port Richey, Florida successfully defended her title in the Senior Women's division at the 73rd Annual World Tournament.

The 61-year old pitcher increased her final percentage over 10 points on a 5-0 record and 65.71 figure.

THE JUNIOR WINDOW

Congratulations to World Tournament Participants

by Bob Dunn

Congratulations to all the Junior participants in the 1991 NHPA World Tournament, to our Junior World Champions Celeste Polack and Jim Walters, and to all the Class Champions. Certainly there will be lifetime memories from this event. I wish the thrill of attending a World Tournament could be experienced by more of our Junior members. While the 59 Junior participants are a few more than in 1990, I want to call everyone's attention to the 1992 World Tournament and to begin planning now to increase the opportunity for Junior members to participate in the ultimate of horseshoe pitching events. Our Junior membership is growing, and so should the enrollment of Junior participation in our greatest of tournaments.

There probably isn't one Junior

member that wouldn't love to look forward to a trip to Columbus in 1992. There are many situations that may stymie their opportunities, mostly parents working and unable to take time off the job, or financial hindrances, and other reasons. As an organization, we can help in many situations. Charters can now start planning an escort program, chaperone arrangements, and developing sponsorship programs to assist Junior members' ability to attend the 1992 NHPA World Tournament. Many of our 1991 events have been to benefit scholarship programs and other Junior incentives. How about earmarking some 1992 events, promote sponsorship, and develop escort programs to enable more juniors to attend the 1991 NHPA World Tournament.

CHECK OR MONEY ORDER
MUST ACCOMPANY ALL ORDERS
ALL PRICES INCLUDE DELIVERY
CONTINENTAL U.S. ONLY



DIAMOND TOURNAMENT DS

- 1 PAIR \$27.
- 2 PAIRS \$53.
- 4 PAIRS \$103.
- 6 PAIRS \$139.

GORDON PAIR \$33.
DS. med. hard 2 PAIRS \$65.

GORDON GOLD HORSESHOES PAIR \$40.
2 PAIRS \$75.

AMERICAN HORSESHOES 2 PR. \$39.
SUPER RINGER SET 2 PR. \$29.

FRANCIS E. WHITE
714 Nevada Drive, Erie, PA 16505
Phone 814-455-2685
PA RES. ADD 6% TAX

STEINFELDT STA-ON HORSESHOE

designed by Joe Holland
pitched by Carl Steinfeldt



\$35/pr in single pairs
\$28/pr in lots of 12 pairs

(Above prices postage paid in
Continental U.S.)

ORDER DIRECT FROM:

BILL COURTWRIGHT
2250 N. Lark, Fenton, MO 63026
CARL STEINFELDT

110 S. Belcher Rd., #359, Largo, FL 34641
or from NHPA Representative

Guaranteed against breakage for one (1) year.

Broken Shoe Replacement honored by manufacturer only.
Return both shoes in original box.

THE HORSESHOE

PITCHERS' COMPANION

PAT. NO. 4,399,614

\$8.95

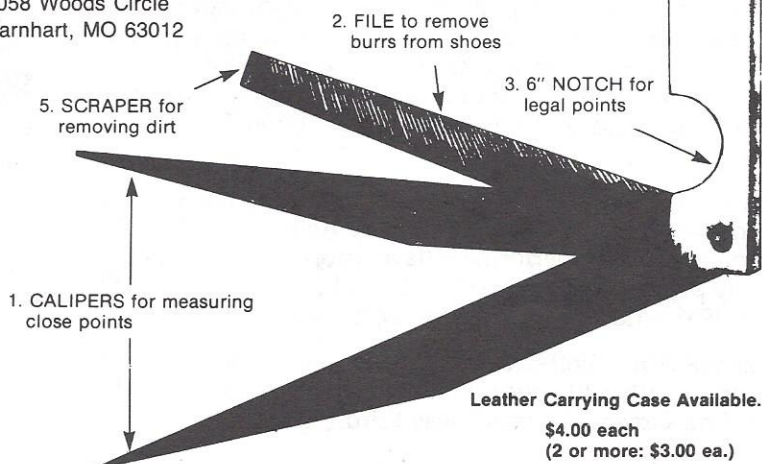
FEATURES:

1. Calipers for measuring close points.
2. File to remove burrs from shoes.
3. A 6" notch for measuring legal points.
4. Straight edge for measuring ringers.
5. Scraper for removing dirt, mud, etc.
6. Just the right size for back pockets.
7. NHPA approved.

(2 or more: \$8.00 ea.)

(Add \$1.50 for postage and handling)

Send to: **Horseshoe Pitchers' Companion**
2058 Woods Circle
Barnhart, MO 63012



Little Shoes Win in Biloxi

by Dave Loucks

The World Tournament had a bit of an international flavor as Class "Q" pitchers in Biloxi quickly found out. Playing in Q-1 was a gentleman from Norway, Inge Byrkjeland. At age 39, Inge, a school teacher and member of the Norwegian Horseshoe Pitchers Association, also called NHPA, decided to test the game of horseshoe pitching as it is played in North America.

Before the tournament even got under way, pitchers were talking about Inge and those funny little shoes he pitched. Only about half the size of ours with no hooks to grab the stake, the Norwegian shoe weighs just about one pound 3 ounces and is identical to the standard winter horseshoe actually put on horses in Norway. Even though it looked strange to us, the horseshoe was deemed legal for our tournament because it did not exceed NHPA weight or size requirements. Also, it is the legal shoe of Norway and like Canadian approved horseshoes, suitable for visiting members.

Horseshoes in Norway are pitched from 10 meters (about 33 feet). Some 600 members belong to the Norwegian Association that is under total control of a five member executive board. Their schedule consists of about 20 local tournaments a year plus 4-8 larger tourneys which are called National Tournaments. A typical local event will attract about 50-60


pitchers while a National Tournament will bring in about 150 pitchers. The biggest turnout was 400 pitchers in a National Tournament.

Pitchers play 21 point count-all games. A ringer is 3 points, leaner 2 and the closest shoe (any distance) is 1 point. Both men and women play, pitching the same distance. Norwegian tournaments have no formal seeding system and pitchers do not carry a percentage average like we do here. When you go to a tournament, everybody is randomly put into a group of 8 and will pitch 8 games against another group of eight.

Actually, you have three groups of eight involved because each game consists of three pitchers to a court playing count-all. When the first pitcher reaches 21 points, the game is over. For the eight games, your total individual points are accumulated. After those eight games, two classes are formed. One half of the pitchers who accumulated the most points form Class A while the others who scored less, form Class B.

Now in Classes, play continues with random assignment of three pitchers to a court. It is still count-all but now the lowest scoring pitcher in each game is eliminated and finished for the day. After a game or two with three on a court, the field is quickly cut down to a more manageable size and games continue with just 2 pitchers, head to head. Win and you advance, lose and you are eliminated. In the end, you have just one pitcher left in each class and they become the 2 class winners.

Prizes consist almost entirely of




trophies. There is virtually no cash to be won even though entry fees average the equivalent of about \$12.00.

As you can see, horseshoe pitching in Norway is quite different than we know it in North America. However, the Norwegian method of tournament play is interesting and does not have to worry about entering averages or group assignments. Not many have a chance of winning and the lower pitchers in each class are quickly eliminated. But, what is foreign to us is natural to them and might be an interesting event for some of our clubs to try. If we are to one day become a truly international sport, many methods of play will have to be considered before a standard is set.

By the way, pitching off the right foot, without a step and throwing a little shoe 7 feet further than normal, Inge Byrkjeland, with a soft 1¼ turn, went undefeated to become the Class "Q" World Champion.

Check Your Mailing Label

for the expiration date of your *Newsline* subscription. If it is less than 90 days away, fill out the renewal form and send it now with your check to the NHPA Box 7927, Columbus, OH 43207.



1991 State Officers' Meeting

by Vicki Winston

The 1991 NHPA State Officers' meeting was called to order by the chairman at 1:35 p.m. on July 19 in the Green Room of the Mississippi Gulf Coast Coliseum. Persons representing 22 charters were present, but not all were charter officers.

Our first discussion concerned the matter of the NHPA Game Related Items people selling horseshoes at the World Tournament that do not meet specifications and are illegal to pitch. It was explained that there were many cartons of American horseshoes that were shipped directly to the Coliseum by the manufacturer. They were not inspected before being placed on the table and offered for sale. When complaints arose, the shoes were inspected and only four pair of legal horseshoes were found in the entire shipment. The NHPA Game Related sales representative, who was present at our meeting, told the gathering that generally their merchandise is inspected before it is sold. He said that most illegal horseshoes are purchased from trunk salesmen and not through the NHPA. Manufacturers are also letting factory rejects reach the open market and these are being purchased by unsuspecting customers. It was suggested that to guarantee good equipment, pitchers should buy from an NHPA sales representative. These representatives should check all equipment before they offer it for sale.

Someone asked the status of the Ohio Horseshoe Company. We were told that the company is under new ownership and new dies are currently being made. New Ohio horseshoes are supposed to be available in several weeks.

Much time was spent discussing *Newsline* magazine. The editor, Dave Loucks, was present to answer questions and give approximate costs of

various issues. The majority of persons present seemed to think it would be fine to discontinue the publishing of "RESULTS ONLY" issues that contain very stale tournament results. A few were in favor of continuing those issues. A suggestion was made that we could have a set number of tournaments from each charter made eligible for printing and include those in each regular issue. Someone asked if we could have two more regular issues in place of the "RESULTS ONLY" issues.

All of the talk about tournament results led to discussion on establishing a National Stats Center or maybe 4 Regional Centers. President Loucks explained that studies had been made and it was determined it would be too costly. One person expressed the desire to see the studies and find out how they were conducted. Someone wondered if a stat center could be financed with money saved by not printing the two "RESULTS ONLY" issues of *Newsline*. It was the unanimous feeling of the people present to have the NHPA continue investigating establishing a National Stat Center.

We had discussion concerning how states keep statistics and the fact that some charters do not as yet have statisticians. During the meeting, Donnie Roberts brought the chairman a list that shows statisticians in 42 charters. We are making progress. Glenn Jameson explained his services that he offers for sale to states without computers. It was also mentioned that a gentleman is present at the World Tournament who has a computer program for sale to state charters. A Florida man said they would be glad to share their computer program with other states at no charge.

One person expressed the opinion that entering averages for the World

Tournament should be based on many more than the required three highest averages for a twelve month period. He had in mind nine or ten. We did not take a vote, but this idea did not seem popular.

The chair asked how leagues were doing in various states now that they have been required to go full membership. Only a few comments were made. A couple of charters reported new leagues being formed in 1991. One or two knew of a couple of leagues being dropped. We will have to wait for the league coordinators' final report of the year to know for sure how this has affected our membership.

NHPA President, Dave Loucks, gave a talk on his dues increase proposal to be presented at the Convention. There were questions and discussion. One suggestion was that a maximum should be set on the amount of a World Tournament bid. It was explained that the World Tournament contract would be rewritten if the dues increase proposal passes. Dave stated that there would be a minimum bid requirement of \$15,000.00. There was some concern that we would have trouble selling a dues increase to our members back home. We officers will need to make sure that everyone understands the purpose of the dues increase.

A representative of Virginia Beach gave a short talk on a proposed bid for the 1993 World Tournament. It was explained that if the new dues proposal passes at the Convention, all bids for the 1993 World Tournament would be given a mail-in deadline and the council would be choosing the site for the 1993 World Tournament.

A lady in attendance asked how other states were dealing with mixing 30 foot and 40 foot pitchers. She said her state was still experiencing problems with the men pitchers being greatly opposed. Most opinions expressed seemed to give us the idea that mixed tournaments are becoming increasingly common and are meeting with less resistance than in the past. It would appear that 40 foot pitchers are slowly giving way to the feeling that it is better to have people pitching at equal averages rather than equal distances.

After commending the Mississippi Horseshoe Pitchers on their tremendous accomplishment, the meeting was adjourned at 3:43 p.m.

"PIK - N - SKOR"®

A 23" PICK UP STICK
AND A COLOUR CODED SCORE BOARD - 9" x 2"



KEEP SELF AND OPPONENT'S SCORE OR USE
IN PRACTICE TO RECORD RINGERS AND SHOES PITCHED.

Send \$20.00 (U.S.) • \$23.00 (Cnd.) Cheque or Money Order

To: FRANK OBERMEYER - 153 East 43rd. St., Hamilton, Ontario, Canada L8T 3C1

PRICES INCLUDE ALL APPLICABLE TAXES. MAIL ORDERS ADD \$4.00 SHIPPING & HANDLING.

Sanctioned Club/League News

by Bev Born

Want to sincerely say *Thank You* to all of the Charter Delegates who supported me in my re-election. I truly appreciated everyone's kind words, congratulations and the encouragement they gave to me.

Receiving the Presidential Achievement Award was a totally unexpected honor and will always be a treasured highlight of my horseshoe years. Only wish that I could express just how very proud and honored it makes me feel. Since I am not good at putting emotions into words, I can only promise to try to be deserving of this award, continue to do my best, in every respect of my duties to each of you and our great association. *Thank You, Dave!*

I would also like to "tip my shoes" and commend the MHPA, Coliseum Director, Bill Holmes and all workers for the great banquet, excellent entertainment, fine facility and all they contributed towards a good World Tournament.

The Sanctioned CL/LG meeting had 24 persons, representing 13 Charters and 16 clubs present. Am pleased they could attend and do wish that all meetings could be held

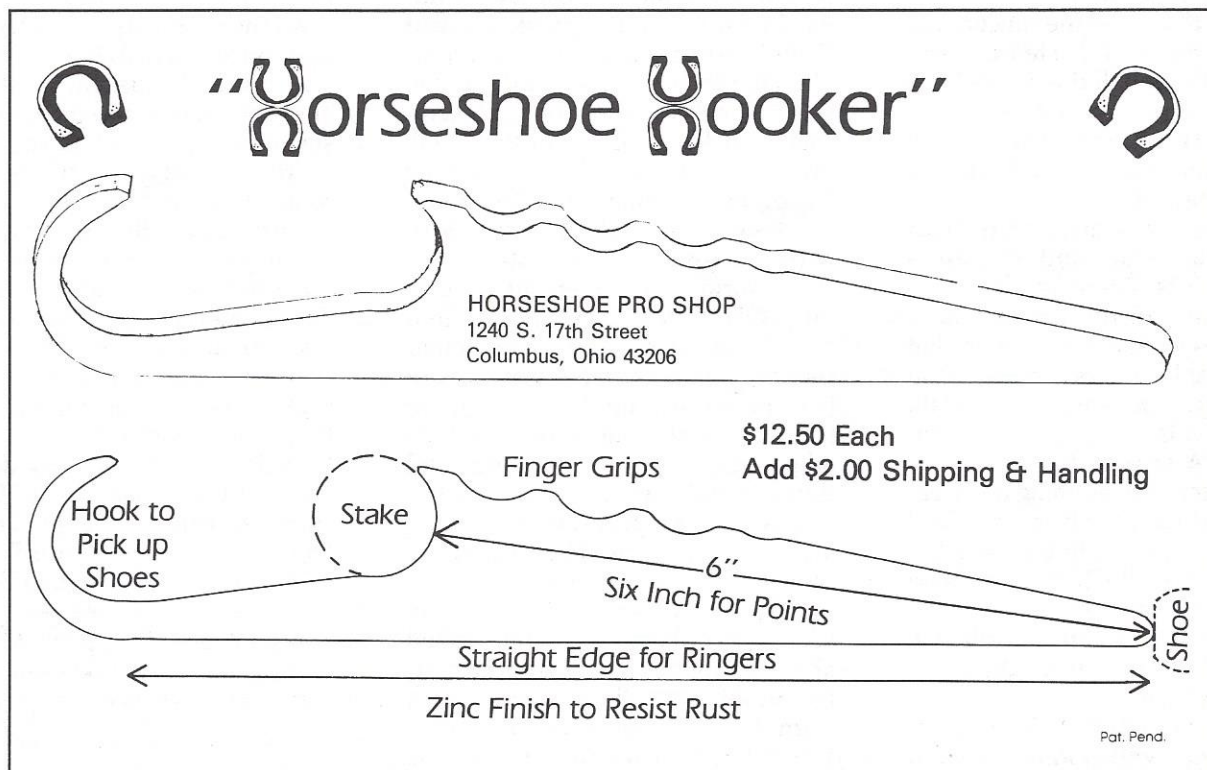
at a time when all who wished to do so, could attend. Unfortunately, due to pitching schedules, etc. it is impossible. The main topic of discussion concerned "how to get new members and different ways to hold their interest," especially young couples and juniors. Some ways mentioned were, getting team or individual sponsors, like bowling leagues do, giving a couple of free nights before signing them up as club members, holding a Pro/Am tournament, with each NHPA member bringing a new person as a partner, having cookouts and fun pitching times, just to name a few. We could all help each other in this respect, by submitting an article on this subject, formats and methods of play, rewards given and just sharing ideas, in general. Such articles could prove helpful to both old and new clubs. Help this program's growth, bring us all closer together and make for a much stronger program and NHPA association. Send your articles to me, share your ideas with others.

Another question was "will the \$5.00 cl/lg card ever be reinstated?" My reply had to be "no." I believe that

to do so would be a definite step backward. My goal is to always step forward, whenever possible. To strive for the growth, promotion, support and dedication of this program and the NHPA, in general. Not meaning to sound arrogant or obstinate, as long as I am your National CL/LG Coordinator "Full NHPA/Charter membership" will remain in affect.

On a final note, before any of you vent your negative feelings about the \$3.00 increase in NHPA dues, effective in 1992. Please remember that your Delegates voted this in, by a wide margin and that World Tournaments DO benefit each and every one of you. Easing the financial strain of sponsoring this prestigious event can only lead to bigger, better tournaments, in more varied locations, possibly close to your home town. I am hoping that this passing will not lead to dropouts in the sanctioned cl/lg program and that you will all see the benefits of supporting "Your NHPA." Thank You and may the good Lord be with you all!

Your Friend For Horseshoes



1991 Annual Regional Director's Meeting

by Gary K. Minnick

On July 19, 1991, at 9:30 a.m., the annual Regional Directors Meeting was held at the Coliseum in Biloxi, MS.

The first item we discussed was court sanctioning. A lot of discussion was brought up on this item. One Regional Director sent a letter wanting to know what happened to the sheets he sent on courts. I explained that if the courts met the requirements of the sheet then I would send the sanction certificate, if not they would not hear from me. They either meet the requirements or they don't. Just like the shoe checking, they either meet the requirements, or they don't. There seems to be confusion out there that only sanctioned tournaments can be held on sanctioned courts. That is not the case at this time, possibly in the future.

Some tournament directors are holding tournaments without fences around their courts. They are inviting trouble and possible lawsuits if they get someone hurt. They then asked if the NHPA insurance covered this type of tournament. Most likely not as this was mentioned in the Insurance article, page 25, July/Aug. *Newsline*. As stated at last year's meeting, if you have insurance questions, let me know so I can have the insurance person there.

We again discussed the sanctioning of courts without a 4 foot fence. Some RDs thought that all the courts have to be in a row. This is not so. I again stated that if the courts don't meet the NHPA requirement sheet, I will not issue a certificate.

There was a long discussion about the pitching boxes and the areas between courts. There appears to be a lot of courts in the United States that no one ever looks at. I stated that the Regional Directors need to get to these courts, measure them and talk to whomever is in charge to get them up to NHPA standards.

Shoe Checking was going real well. I thanked them for all their help. I stated that I would like to see the NHPA buy for all Charters, a Shoe Checking box device.

I talked a minute on reporting to me quarterly. I then turned the meeting over to them.

Jerry Walton felt that Mississippi needed their own Regional Director.

I stated that we would take it up later. This type of request needs to come from the Charter Officers.

John Wilson stated that he was asked by one of his people as to why there is no date on the Class Doubles patches. The main reason is there is no room on the patch for it, and the cost. The patch that doesn't have the year on it is the *State Doubles Class* patch. It was felt in the meeting that there really was no reason to pursue this any further. **Billie Sue Pennington** was also in attendance at the meeting and asked why we couldn't go ahead and make the patch no matter the cost. I stated that when I took over from Mary Van Sant there were boxes of old patches with the year on them. Mrs. Koso tried to change the year on some of them and they didn't come out very well, so it was dropped. **Donnie Roberts** then stated that if we put the year on the patch we would have to wait until Dec. of that year to know how many we would need and somebody would have to wait possibly the whole year for their patch. We left it with the RDs to go home and discuss it with their people and get back to me.

Ed Quigley asked if all Regional Directors could receive a tournament schedule whether or not they attended the World Tournament. I asked Donnie Roberts if it would be a problem to get one to each of them. He stated that it would not be a problem. I asked if he would send them one next year. He stated he would be happy to. I thanked him for that.

I then asked **Charlie** and **Jean Myers** to give us an update on the 1992 World Tournament in Columbus, OH. They gave an excellent report. He stated it isn't sure whether they will use the NHPA courts or not because of having to build up to them. They also stated there will be adequate housing for both hotels and dormitories. There are some practice courts on the grounds and some about 3 miles away. They stated the tournament couldn't run any more than 13 days regardless of the number of entries. Charlie was then asked about the money for the tournament. He explained it all the way through from the city backing out to the Whetstone Club taking it on. Donnie

then stated that we already had \$25,000.00 of their money and could see no reason for alarm at this time. Charlie assured us there would be no shortfall. There were no more questions on the 1992 World Tournament. I stated that we had no 1993 bid yet so there was nobody to address us about it.

We then asked the people running for office to speak. Dave Loucks was invited to come, but he was busy at that time. Earl Winston then addressed the meeting and spoke on the Hall of Fame. He thanked them for asking him to come and asked for their support.

I then asked Mo McNally to address the meeting. Bev Born, the incumbent, was busy working and unable to speak then. Mo was running for 3rd Vice President and gave an excellent speech. I then introduced Gin May from Ohio, who was running for 5th Vice President and she spoke to the meeting. I asked Jerry Shifflet to speak also as he was running for the 5th Vice President also. He stated that he didn't have a prepared speech at this time. I chose to not address the meeting as I felt it would be unfair. I already know what the duties are and felt it unfair to discuss them as the other 2 didn't.

All the candidates were asked their opinion on the \$3.00 Resolution. There was much discussion on this and almost took over the meeting. We all stated our opinions and left it at that.

I then asked if anyone else wished to address the RD meeting prior to discussing New Business. No one did.

I opened up New Business and **Jerry Walton**, the ARD for MS stated thought MS needed their own RD. I told him to discuss it with his charter officers and report to me.

They asked if Washington D.C. had their own charter. It was stated by Donnie Roberts that they did not.

I then presented **SUE JOHNSON** from **Arizona** with the Regional Director of the Year award.

The meeting was then adjourned.

Don't Want To Cut Up Your Magazine?

Many of you are concerned about cutting out pieces of your *Newsline* in order to use the forms. A Suggestion: Take your issue to your local copy establishment and have copies made.

Rule Changes Approved by the Delegates

by Barry Chapelle

1. **Rule 4** was changed to read — *“The material in the pit shall be watered (if necessary) and leveled before a game. (Contestants may have someone do this job for them). During a game a contestant shall not step on, mash or otherwise repair any of the material within the scoring radius of the stake without the consent of the opponent or a tournament official. (Repair needed because of a measured shoe or a shoe which was “buried” shall be handled using the same guidelines). The penalty for violating this rule shall be forfeiture of the next two shoes.”*
2. **Rule 7(b)** was changed to read — *“Any member of the NHPA who indulges in heckling, unfair rooting or any other form of unsportsmanlike conduct against a fellow NHPA member may be expelled from the grounds. This includes inappropriate conduct in, or around, the court area.”*
3. **Rule 7(g)** was changed to read — *“At the World Tournament, the use of alcoholic beverages and any form of tobacco while in the confines of the courts shall be prohibited for all contestants, tournament officials and scorekeepers.”*
4. **The last sentence of Rule 8 (c)** was changed to read — *“The second shoe shall be declared foul.”*
5. **Rule 9(b)** was changed to read — *“Any shoe pitched while a contestant’s foot is on or over the foul line shall be declared foul.”*
6. **Rule 12(c)** was changed to read — *“A ringer is declared when the touching of both points of the shoe with a straight-edge permits a clearance of the stake.”*
7. **Under Rule 14 Cancellation Scoring**, sections (g) and (h) were interchanged.
8. **Rule 16** was changed to read — *“In three-handed cancellation games, when two of the contestants have a ringer each and the third contestant does not have a ringer, the third contestant is out of the scoring for that frame and the score for the frame shall be determined as if just two contestants were participating. If only one ringer is thrown, that contestant shall also receive a point for his/her other shoe if it is the closest shoe within six inches of the stake. Otherwise regular cancellation rules apply.”*

These 8 changes were passed on the convention floor by the delegates. They will go into effect on January 1, 1992. The next date for changes will be at the 1993 convention. The deadline for any proposed changes will be announced later, but it will be some time around mid-January of 1993, which will allow time for processing, *Newsline* publication, etc. Don't wait until the last minute, however. As thoughts, ideas, suggestions and proposals pop into your mind, send them to me. We all want to make our sport as good as it can possibly be.

DEADEYE HORSESHOES

	Price Per Pr.-up to 12 Pairs	Price Per Pr.-12 prs. & Over
CLYDESDALES	\$35.00	\$28.00
N.T.	\$35.00	\$28.00
REGULAR	\$35.00	\$28.00
E-Z GRIP	\$40.00	\$33.00
“NEW” CLYDESDALE DF	\$40.00	\$33.00

**ALL “DEADEYES”
IN VARIOUS WEIGHTS OF
LIGHT - MEDIUM - HEAVY**
(Each pair matched to equal weight)

**UPS shipping included in new prices—
Continental U.S. ONLY**
C.O.D.s add \$3.30
ORDER DIRECT OR FROM AUTHORIZED
NHPA DISTRIBUTOR

NO SHOES WILL BE SENT ON CONSIGNMENT
Missouri residents add 5.725% sales tax.

**All “DEADEYES” are now available in
medium hard & dead soft (curved part only)**

**All “DEADEYES” are guaranteed
against breakage for 2 years
from date of Original Purchase
(NOT REPLACEMENT DATE)**

Broken Shoe Replacement honored by manufacturer only.
Return both shoes in original box.

Contact Bill Courtwright (ONLY) for special prices on
rejects and returned shoes (NO GUARANTEE)

DEADEYE CAPS AVAILABLE — \$5.00 postpaid

W. Courtwright
2250 North Lark Dr., Fenton, MO63026
Ph: (314) 376-5222 or (314) 677-2200 (8-5)

Walter Ray Williams, Jr.
c/o Esther Williams
7570 E. Speedway #529, Tucson, AZ 85710
Ph: (602) 290-0352

For nearest local NHPA sales outlet, contact:

NHPA NATIONAL BUYER
Edward A. Domey
P.O. Box 298, Sutton, MA 01590
(508) 865-9477

Edward A. Domey/National Buyer

NHPA Game Related Sales

P.O. Box 298 • Sutton, MA 01590 • (508) 865-9477

Sport Shirt

Sport Shirt, white, with NHPA Logo on front. Sizes small, medium, large, and extra-large.

A great shirt to have your name, town and state printed on for tournaments. Comfortable and easy to wear. Made of combed cotton and polyester.



It pays to wear an official NHPA shirt. Over \$1800 was given away to Class winners in Biloxi who were wearing an NHPA shirt. Buy one for Columbus now.

T-Shirt

The ever popular T-Shirt is available in Men's and Youth sizes. White with blue trim on collar and sleeves.

Made of 50% cotton, 50% polyester, and imprinted with the NHPA Logo. Comfortable and easy-to-wear on those warm days during the horseshoe pitching season.

NHPA GAME RELATED SALES DISTRIBUTORS

DENNIS OHMS

777 W. Midvalley Road
Cedar City, Utah 84720
(801) 586-9352

ROBERT REID

34 North Beechwood Avenue
Scottsburg, Indiana 47170
(812) 752-2195

WILLIAM SMITH

1175 Stewart Drive
Dunedin, Florida 34698
(813) 736-5556

HORSESHOE PRO SHOP

1240 S. 17th St.
Columbus, Ohio 43206
(614) 444-2127

WALLY SHIPLEY

2646 Basswood Street
Newport Beach, California 92660
(714) 760-3658

Contact a Distributor near you for the products shown in this and many other Game Related Items available from NHPA Game Related Sales.

Support your National Horseshoe Pitchers Association!

1991 NHPA Hall of Fame Committee Meeting Report

by Earl Winston

The annual Hall of Fame committee meeting was called to order by the chairman at 10:00 a.m., Monday, July 25, 1991 in the Green Room of the Mississippi Gulf Coast Coliseum. We certainly missed those of our committee who were not able to attend the World Tournament, as well as those members of the committee who missed the meeting due to other obligations.

Categories for nominations to the Hall of Fame were discussed and the committee decided to leave the present system in place for another year.

A lot of discussion took place dealing with our voting procedure and how the numbers and percentages work. It seemed necessary to try and change the voting procedure for the coming year. Some categories have more candidates than others and voting for five in each category seemed uneven. Continued discussion caused Barry Chapelle to move that we use a new voting system in 1992, whereby we will cast votes for

each person in that category. If there are 10 candidates in a category, we will give our first choice 10 votes, the second choice 9 votes and so on. Gary Kline seconded the motion and it was passed.

More numbers questions arose as to how many candidates could possibly be elected by using the new system of voting. When it was discovered that it was mathematically possible that several could be elected in one year, it was decided that a maximum of two highest in any category would be inducted, providing they gathered at least 75% of the vote total in that category. The reason for a change in our voting system is that our NHPA Historian pointed out the fact that in some of the categories with a large number of nominations, there were still deserving candidates that were not receiving much support.

This system of voting will be tried by our committee for one year and we will discuss and evaluate the outcome at our 1992 meeting.

There was some discussion of histories of some of the nominees, including some of whom we have very little information. After this discussion, the meeting was adjourned at 11:00 a.m.

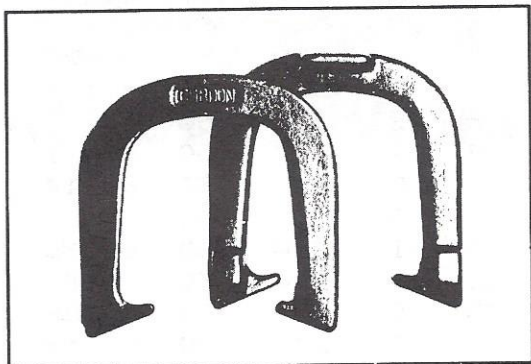
COMPUTER STAT SERVICE

FOR YOUR CHARTER

Let me keep your tournament records and maintain member pitching averages in compliance with new "3 highest" rule.

For information:

Glen Jamieson, NCHPA Statistician
3231 Vineyard Ave. #17
Pleasanton, CA 94566
415 462-6030



G
GORDON
HORSESHOES


To purchase shoes, contact
NHPA Game Related Sales.

Gordon Horseshoes c/o Queen City Forging
233 Tennyson St., Cincinnati, Ohio 45226

Ted Allen Horseshoes

Est. 1938

The Professional Shoe



Designed and pitched by
Ten Time World Champion
Ted Allen.

Three hardnesses:
Dead Soft, Medium Soft,
and Medium Hard.
All have hard points.

\$53.50 Shipping and handling
included (Continental U.S.A.)

Write or call:
Jack or Lee Stevenson
1045 Linden
Boulder, CO 80304
(303) 442-1436

Men's Championship Prelims

...top 28 advanced to finals

COMBINED GROUPS M1-- THRU M17-

Pos	Name	ST	Grp	W	L	R	SP	%
1.	WALTER RAY WILLIAMS JR	CA	M2--	7	0	311	350	88.86
2.	OSCAR MANNS	OH	M10-	6	1	270	350	77.14
3.	ART TYSON	NY	M7--	5	2	270	350	77.14
4.	KEVIN CONE	IA	M5--	7	0	267	350	76.29
5.	MIKE DiMARTINO	NY	M14-	7	0	267	350	76.29
6.	RON POWELL	KY	M4--	6	1	264	350	75.43
7.	RICHARD PINTOR	CO	M9--	7	0	262	350	74.86
8.	KEVIN HOLLISTER	VT	M9--	6	1	261	350	74.57
9.	ELDEN SARBAUGH	OH	M6--	7	0	259	350	74.00
10.	JIM KNISLEY	OH	M1--	7	0	256	350	73.14
11.	CLIFFORD BAKER	IL	M3--	7	0	255	350	72.86
12.	JOHN KAPNIS	MA	M11-	7	0	255	350	72.86
13.	CHARLIE WEBB	IL	M2--	6	1	254	350	72.57
14.	STEVE KUCHCINSKI	PA	M17-	6	1	253	350	72.29
15.	WALKER SHANEYFELT	AL	M16-	6	1	247	350	70.57
16.	STEVE WYRILL	CA	M17-	7	0	246	350	70.29
17.	ELBERT SHIFFLETT	MD	M6--	5	2	246	350	70.29
18.	STAN GRIGGS	MO	M14-	5	2	246	350	70.29
19.	ROBERT GARBER	OH	M10-	6	1	245	350	70.00
20.	JONATHAN WILLIAMS	CA	M17-	4	3	245	350	70.00
21.	GLENN BURRIS	PA	M15-	7	0	244	350	69.71
22.	CHARLES MEREDITH	KY	M12-	6	1	242	350	69.14
23.	DON PETERS	IL	M13-	6	1	241	350	68.86
24.	DAVE LOUCKS	CA	M12-	5	2	240	350	68.57
25.	ART SPERBER	WA	M1--	4	3	240	350	68.57
26.	PHILIP FLESHMAN	MD	M7--	6	1	239	350	68.29
27.	JERRY HOLT	IA	M15-	5	2	239	350	68.29
28.	JESSE GONZALES	CA	M17-	5	2	239	350	68.29
29.	JOE SCHULTZ	NY	M8--	4	3	237	350	67.71
30.	ALAN FRANCIS	MO	M8--	5	2	235	350	67.14
31.	WAYNE LUOMA	OH	M4--	7	0	234	350	66.86
32.	JERRY COMSTOCK	CO	M1--	6	1	234	350	66.86
33.	MARK SEIBOLD	IN	M15-	5	2	234	350	66.86
34.	GEORGE MOON	OH	M5--	5	2	234	350	66.86
35.	ROGER POTTS	KS	M10-	5	2	233	350	66.57
36.	JOHN NICHOLS	AL	M13-	4	3	231	350	66.00
37.	MERLIN POTTS	KS	M3--	6	1	229	350	65.43
38.	NATHAN WILLIAMS	AZ	M16-	5+	1+	229	350	65.43
39.	HAROLD LANGE	IL	M6--	4	3	229	350	65.43
40.	PETER CLARK	WA	M12-	6	1	225	350	64.29
41.	ROGER VOGEL	TX	M14-	6	1	223	350	63.71
42.	BOBBY TIDWELL	AL	M5--	5	2	223	350	63.71
43.	JACK FREEMAN	TN	M1--	4	3	223	350	63.71
44.	MARVIN ELLISON	SK	M7--	6	1	222	350	63.43
45.	CHARLES POSEY	TX	M3--	3	4	222	350	63.43
46.	DON TITCOMB	CA	M11-	5	2	221	350	63.14
47.	ANDREW KUTSCH	ON	M4--	4	3	221	350	63.14
48.	JACK HENDERSON	AL	M8--	5+	1+	220	350	62.86
49.	JEFF WILLIAMS	CA	M11-	5	2	220	350	62.86
50.	KEVIN McLACHLIN	ON	M16-	4	3	220	350	62.86
51.	GLEN KING	OK	M2--	4	3	220	350	62.86
52.	GARY MINNICK	AZ	M7--	5	2	219	350	62.57


53.	ANTHONY HANKINS	KY M5--	5	2	219	350	62.57
54.	FRANK MORGAN	OH M3--	3	4	219	350	62.57
55.	WAYNE BAKER	OH M9--	3	4	218	350	62.29
56.	PAUL STEWART	NC M3--	2	5	217	350	62.00
57.	DAVID ACKLEY	OH M15-	4	3	216	350	61.71
58.	CLYDE SOUTHERN	NC M16-	4+	2+	215	350	61.43
59.	MARK BUSSEY	OH M9--	4	3	214	350	61.14
60.	CHARLES KILLGORE	MO M16-	4	3	212	350	60.57
61.	MARION TURNER	MO M11-	3	4	211	350	60.29
62.	COKE BOWKER	TX M1--	4	3	210	350	60.00
63.	RONALD LATIOLAIS	LA M13-	5	2	209	350	59.71
64.	LARRY KNOP	IL M9--	4	3	208	350	59.43
65.	JOHN SHAW	VA M4--	3	4	208	350	59.43
66.	RANDY REIN	W M8--	4	3	206	350	58.86
67.	GERALD HAMMACK	NC M14-	2+	4+	206	350	58.86
68.	WILBURN WADE	TX M8--	5+	1+	204	350	58.29
69.	JIM HALEY	GA M10-	2	5	204	350	58.29
70.	JAMES COOPER	OH M6--	2	5	204	350	58.29
71.	BRAD BARGER	PA M6--	1	6	204	350	58.29
72.	CHUCK ARNOLD	OK M14-	1+	5+	202	350	57.71
73.	CHARLES COOPER	WV M15-	3	4	201	350	57.43
74.	DON HOLLAND	LA M11-	3	4	200	350	57.14
75.	BUCK PREWETTE	NC M12-	3	4	200	350	57.14
76.	DUANE GOODRICH	KS M14-	4	3	199	350	56.86
77.	ED DOMEY	MA M10-	2	5	199	350	56.86
78.	WILLIAM TEDRICK	MI M4--	2	5	197	350	56.29
79.	JIM MIHURA	OK M4--	3	4	196	350	56.00
80.	BILL MCKAY	AR M2--	3	4	196	350	56.00
81.	JOHN BUZIK	CT M4--	3	4	195	350	55.71
82.	WILLIAM UNGETHEIM	IN M3--	3	4	194	350	55.43
83.	JOHN LODER	ON M7--	3	4	194	350	55.43
84.	MIKE THORNILEY	WA M17-	2	5	194	350	55.43
85.	EUGENE BUSSARD	IN M6--	3	4	193	350	55.14
86.	JAMES HARRIS	AL M13-	2	5	193	350	55.14
87.	DICK SMITH	OH M1--	2	5	192	350	54.86
88.	KENNETH SCHAUER	IL M14-	2	5	192	350	54.86
89.	JIM TULK	CO M2--	4	3	191	350	54.57
90.	JIM SHILLING	IN M9--	3	4	191	350	54.57
91.	NORMAN MAUTHE	WI M5--	3	4	191	350	54.57
92.	ELBERT ALLEN	GA M11-	2	5	191	350	54.57
93.	EARL RAPP	CA M13-	5	2	190	350	54.29
94.	JOE MAZZURCO	OH M12-	2	5	190	350	54.29
95.	EMANUAL WILSON	LA M12-	2	5	189	350	54.00
96.	ROBERT WHITE	PA M2--	1	6	189	350	54.00
97.	DOMINICK MASSELLA	PA M5--	1	6	188	350	53.71
98.	JAMES MELSON	AR M6--	3	4	187	350	53.43
99.	HOWARD HARRISON	IN M10-	3	4	187	350	53.43
100.	JAMES HENDERSON	KY M5--	0	7	187	350	53.43
101.	THOMAS PRICE	TN M3--	3	4	186	350	53.14
102.	BOB LAUTENSCHLEGER	OH M15-	2	5	186	350	53.14
103.	DAVE ROSE	OH M8--	2	5	185	350	52.86
104.	LEN TROWBRIDGE	AR M12-	3	4	182	350	52.00
105.	RONALD DECKARD	FL M15-	2	5	181	350	51.71
106.	STEVEN DUNNING	IN M13-	3	4	180	350	51.43
107.	RALPH CULLUM	GA M17-	2+	4+	180	350	51.43
108.	CLIFF COSTELLO	CT M11-	2	5	180	350	51.43
109.	BARRY CHAPELLE	OR M2--	2	5	180	350	51.43
110.	ROBERT KLEYNEN	MA M2--	1	6	180	350	51.43
111.	LELAND JOHNSON	OK M1--	1	6	180	350	51.43
112.	DOUG MOON	PH M4--	0	7	180	350	51.43

113.	HOY CASTO
114.	GARY KLINE
115.	CALVIN MOTSINGER
116.	CLAYTON KURTZ
117.	JOHN HANKINS
118.	BILL SCHAAF
119.	STEVEN BARNES
120.	BILL WAISNER
121.	ROBERT BARNES
122.	FORREST COOPER
123.	KEN WALTERS
124.	RAY WELSH
125.	DONALD HOSTRUP
126.	LLOYD WYATT
127.	MICHAEL GREEN
128.	JOHN DECKER
129.	FACK SORG
130.	RUSS DUNIGAN
131.	BRIAN REPINSKI
132.	JOE GAMBLE
133.	ALLAN WITHROW
134.	LELAND DAVIS
135.	O.D. LEBOW
136.	RONNIE FREDERICK

WV	M10-	3	4	179	350	51.14
OH	M12-	1	6	178	350	50.86
NC	M10-	1	6	177	350	50.57
GA	M17-	1+	5+	176	350	50.29
KY	M14-	0	7	175	350	50.00
WI	M16-	3	4	174	350	49.71
MO	M11-	1	6	173	350	49.43
MO	M6--	3	4	172	350	49.14
MO	M8--	1	6	170	350	48.57
KY	M3--	1	6	170	350	48.57
OH	M9--	1	6	169	350	48.29
OH	M5--	2	5	168	350	48.00
WI	M13-	2	5	167	350	47.71
TN	M1--	0	7	167	350	47.71
IL	M7--	2	5	166	350	47.43
MI	M16-	0+	6+	160	350	45.71
CA	M15-	0	7	159	350	45.43
KY	M9--	0	7	152	350	43.43
WI	M13-	1	6	149	350	42.57
CA	M16-	0+	6+	149	350	42.57
CO	M7--	1	6	147	350	42.00
ME	M8--	1	6	140	350	40.00
TN	M7--	0	7	131	350	37.43
OK	M17-	0	7	126	350	36.00

+ means 1/2 game for tie score

Men's Division



CHAMPION Walter Ray Williams Jr.

MENS DIVISION - CHAMPIONSHIP CLASS

Pos	Name	ST	W	L	R	SP	%
1.	WALTER RAY WILLIAMS, JR.	CA	27	0	1377	1598	86.17
2.	ART TYSON	NY	23	4	1300	1616	80.45
3.	MIKE DIMARTINO	NY	23	4	1310	1694	77.33
4.	KEVIN CONE	IA	22	5	1318	1658	79.49
5.	CLIFFORD BAKER	IL	19	8	1273	1676	75.95
6.	JOHN KAPNIS	MA	19	8	1187	1604	74.00
7.	CHARLIE WEBB	IL	17	10	1275	1722	74.04
8.	RICHARD PINTOR	CO	17	10	1131	1534	73.73
9.	STEVE KUCHCINSKI	PA	17	10	1192	1624	73.40
10.	STAN GRIGGS	MO	15	12	1252	1704	73.47
11.	ELDEN SARBAUGH	OH	15	12	1265	1740	72.70
12.	RON POWELL	KY	14	13	1219	1672	72.91
13.	ELBERT SHIFFLETT	MD	14	13	1250	1716	72.84
14.	GLENN BURRIS	PA	14	13	1209	1672	72.31
15.	CHARLES MEREDITH	KY	14	13	1041	1470	70.82
16.	KEVIN HOLLISTER	VY	13	14	1159	1634	70.93
17.	PHILIP FLESHMAN	MD	13	14	1092	1550	70.45
18.	OSCAR MANNS	OH	12	15	1182	1638	72.16
19.	STEVE WYRILL	CA	11	16	1097	1576	69.61
20.	ART SPERBER	WA	11	16	1044	1548	67.44
21.	JIM KNISLEY	OH	9	18	1170	1644	71.17
22.	JESSE GONZALES	CA	7	20	958	1478	64.82
23.	ROBERT GARBER	OH	7	20	873	1392	62.72
24.	JERRY HOLT	IA	7	20	893	1444	61.84
25.	WALKER SHANEYFELT	AL	6	21	919	1424	64.54
26.	JONATHAN WILLIAMS	CA	6	21	723	1270	56.93
27.	DAVE LOUCKS	CA	5	22	928	1450	64.00
28.	DON PETERS	IL	1	26	630	926	68.03

MENS DIVISION - CHAMPIONSHIP CLASS

1 WALTER RAY WILLIAMS, JR.-CA

OPPONENT'S NAME	SCORE	R	SP	%
1 JESSE GONZALES-CA	43 / 7	46	50	92.0
2 JERRY HOLT-IA	40 / 3	36	38	94.7
3 PHILIP FLESHMAN-MD	42 / 6	44	46	95.7
4 ART SPERBER-WA	40 / 10	39	44	88.6
5 DAVE LOUCKS-CA	40 / 1	30	32	93.8
6 DON PETERS-IL	42 / 8	59	68	86.8
7 CHARLES MEREDITH-KY	41 / 10	39	46	84.8
8 GLENN BURRIS-PA	40 / 21	70	80	87.5
9 JONATHAN WILLIAMS-CA	44 / 7	31	36	86.1
10 ROBERT GARBER-OH	40 / 12	30	36	83.3
11 STAN GRIGGS-MO	40 / 22	49	58	84.5
12 ELBERT SHIFFLETT-MD	42 / 19	42	50	84.0
13 STEVE WYRILL-CA	40 / 24	58	70	82.9
14 WALKER SHANEYFELT-AL	41 / 7	38	44	86.4
15 JIM KNISLEY-OH	42 / 16	63	72	87.5
16 OSCAR MANNS-OH	41 / 3	35	38	92.1
17 RON POWELL-KY	40 / 38	51	68	75.0
18 JOHN KAPNIS-MA	40 / 30	62	78	79.5
19 ELDEN SARBAUGH-OH	42 / 32	69	84	82.1
20 RICHARD PINTOR-CO	43 / 6	45	48	93.8
21 CHARLIE WEBB-IL	44 / 27	70	86	81.4
22 KEVIN HOLLISTER-VY	40 / 0	32	34	94.1
23 CLIFFORD BAKER-IL	40 / 19	46	54	85.2
24 STEVE KUCHCINSKI-PA	41 / 12	46	52	88.5
25 ART TYSON-NY	40 / 35	83	98	84.7
26 MIKE DIMARTINO-NY	45 / 29	100	114	87.7
27 KEVIN CONE-IA	41 / 22	64	74	86.5

WINS - 27 LOSSES - 0 POINTS -1114 1377 1598 86.2

3 MIKE DIMARTINO-NY

1 ART SPERBER-WA	40 / 36	53	76	69.7
2 DAVE LOUCKS-CA	40 / 11	33	42	78.6
3 DON PETERS-IL	41 / 17	56	66	84.8
4 CHARLES MEREDITH-KY	41 / 27	58	72	80.6
5 JESSE GONZALES-CA	41 / 18	36	46	78.3
6 JERRY HOLT-IA	41 / 12	36	42	85.7
7 PHILIP FLESHMAN-MD	45 / 30	43	58	74.1
8 STAN GRIGGS-MO	40 / 19	48	60	80.0
9 ELBERT SHIFFLETT-MD	41 / 30	64	76	84.2
10 STEVE WYRILL-CA	45 / 23	41	54	75.9
11 WALKER SHANEYFELT-AL	42 / 21	33	40	82.5
12 GLENN BURRIS-PA	33 / 40	47	68	69.1
13 JONATHAN WILLIAMS-CA	44 / 25	41	62	66.1
14 ROBERT GARBER-OH	41 / 1	37	44	84.1
15 ELDEN SARBAUGH-OH	41 / 10	35	42	83.3
16 CHARLIE WEBB-IL	41 / 37	49	66	74.2
17 RICHARD PINTOR-CO	42 / 32	51	68	75.0
18 JIM KNISLEY-OH	41 / 19	30	40	75.0
19 OSCAR MANNS-OH	40 / 20	44	60	73.3
20 JOHN KAPNIS-MA	33 / 40	54	72	75.0
21 KEVIN HOLLISTER-VY	41 / 24	51	62	82.3
22 CLIFFORD BAKER-IL	42 / 38	55	76	72.4
23 STEVE KUCHCINSKI-PA	42 / 21	42	52	80.8
24 RON POWELL-KY	43 / 36	53	68	77.9
25 KEVIN CONE-IA	28 / 40	52	74	70.3
26 WALTER RAY WILLIAMS, JR.-	29 / 45	93	114	81.6
27 ART TYSON-NY	42 / 38	75	94	79.8

WINS - 23 LOSSES - 4 POINTS -1080 1310 1694 77.3

2 ART TYSON-NY

OPPONENT'S NAME	SCORE	R	SP	%
1 DON PETERS-IL	42 / 15	41	54	75.9
2 CHARLES MEREDITH-KY	40 / 4	28	34	82.4
3 JESSE GONZALES-CA	40 / 3	41	48	85.4
4 JERRY HOLT-IA	42 / 7	26	30	86.7
5 PHILIP FLESHMAN-MD	41 / 11	32	42	76.2
6 ART SPERBER-WA	40 / 16	43	50	86.0
7 DAVE LOUCKS-CA	45 / 32	41	58	70.7
8 STEVE WYRILL-CA	40 / 17	39	52	75.0
9 WALKER SHANEYFELT-AL	42 / 5	40	46	87.0
10 GLENN BURRIS-PA	36 / 40	49	68	72.1
11 JONATHAN WILLIAMS-CA	41 / 16	46	60	76.7
12 ROBERT GARBER-OH	41 / 2	36	40	90.0
13 STAN GRIGGS-MO	41 / 29	58	72	80.6
14 ELBERT SHIFFLETT-MD	40 / 18	64	72	88.9
15 CHARLIE WEBB-IL	41 / 36	63	80	78.8
16 RICHARD PINTOR-CO	40 / 25	48	60	80.0
17 JIM KNISLEY-OH	41 / 24	56	70	80.0
18 OSCAR MANNS-OH	41 / 10	34	44	77.3
19 RON POWELL-KY	42 / 28	61	76	80.3
20 ELDEN SARBAUGH-OH	41 / 9	62	72	86.1
21 CLIFFORD BAKER-IL	21 / 42	33	48	68.8
22 STEVE KUCHCINSKI-PA	40 / 26	46	58	79.3
23 JOHN KAPNIS-MA	40 / 24	64	76	84.2
24 KEVIN HOLLISTER-VY	41 / 22	32	44	72.7
25 WALTER RAY WILLIAMS, JR.-	35 / 40	81	98	82.7
26 KEVIN CONE-IA	42 / 20	62	70	88.6
27 MIKE DIMARTINO-NY	38 / 42	74	94	78.7

WINS - 23 LOSSES - 4 POINTS -1074 1300 1616 80.4

4 KEVIN CONE-IA

1 DAVE LOUCKS-CA	40 / 24	65	78	83.3
2 DON PETERS-IL	41 / 30	48	60	80.0
3 CHARLES MEREDITH-KY	41 / 29	45	60	75.0
4 JESSE GONZALES-CA	40 / -0	37	38	97.4
5 JERRY HOLT-IA	42 / 6	41	48	85.4
6 PHILIP FLESHMAN-MD	29 / 42	62	80	77.5
7 ART SPERBER-WA	43 / 15	41	50	82.0
8 ELBERT SHIFFLETT-MD	45 / 16	56	62	90.3
9 STEVE WYRILL-CA	40 / 23	55	66	83.3
10 WALKER SHANEYFELT-AL	40 / 4	35	38	92.1
11 GLENN BURRIS-PA	41 / 21	47	60	78.3
12 JONATHAN WILLIAMS-CA	42 / 24	30	46	65.2
13 ROBERT GARBER-OH	40 / 16	34	42	81.0
14 STAN GRIGGS-MO	41 / 32	84	98	85.7
15 RICHARD PINTOR-CO	27 / 40	41	56	73.2
16 JIM KNISLEY-OH	42 / 32	53	68	77.9
17 OSCAR MANNS-OH	23 / 41	38	60	63.3
18 RON POWELL-KY	41 / 37	55	72	76.4
19 JOHN KAPNIS-MA	41 / 29	52	68	76.5
20 CHARLIE WEBB-IL	42 / 16	63	74	85.1
21 STEVE KUCHCINSKI-PA	41 / 24	44	60	73.3
22 ELDEN SARBAUGH-OH	41 / 16	24	34	70.6
23 KEVIN HOLLISTER-VY	42 / 12	41	50	82.0
24 CLIFFORD BAKER-IL	45 / 12	59	72	81.9
25 MIKE DIMARTINO-NY	40 / 28	56	74	75.7
26 ART TYSON-NY	20 / 42	54	70	77.1
27 WALTER RAY WILLIAMS, JR.-	22 / 41	58	74	78.4

WINS - 22 LOSSES - 5 POINTS -1032 1318 1658 79.5

5 CLIFFORD BAKER-IL

OPPONENT'S NAME	SCORE	R	SP	%
1 ELBERT SHIFFLETT-MD	42 / 32	45	66	68.2
2 STEVE WYRILL-CA	42 / 26	53	68	77.9
3 WALKER SHANEYFELT-AL	40 / 19	44	54	81.5
4 GLENN BURRIS-PA	40 / 29	52	70	74.3
5 JONATHAN WILLIAMS-CA	41 / 13	33	40	82.5
6 ROBERT GARBER-OH	44 / 17	37	46	80.4
7 STAN GRIGGS-MO	39 / 42	54	74	73.0
8 DON PETERS-IL	40 / 32	73	94	77.7
9 CHARLES MEREDITH-KY	35 / 43	35	56	62.5
10 JESSE GONZALES-CA	40 / 8	33	38	86.8
11 JERRY HOLT-IA	40 / 11	26	34	76.5
12 PHILIP FLESHMAN-MD	41 / 32	46	60	76.7
13 ART SPERBER-WA	42 / 23	57	72	79.2
14 DAVE LOUCKS-CA	41 / 29	56	74	75.7
15 RON POWELL-KY	27 / 41	38	54	70.4
16 JOHN KAPNIS-MA	41 / 17	25	36	69.4
17 ELDEN SARBAUGH-OH	44 / 18	47	58	81.0
18 CHARLIE WEBB-IL	33 / 40	46	66	69.7
19 RICHARD PINTOR-CO	42 / 30	51	72	70.8
20 OSCAR MANNS-OH	40 / 20	77	92	83.7
21 ART TYSON-NY	42 / 21	40	48	83.3
22 MIKE DIMARTINO-NY	38 / 42	53	76	69.7
23 WALTER RAY WILLIAMS, JR.-	19 / 40	39	54	72.2
24 KEVIN CONE-IA	12 / 45	50	72	69.4
25 KEVIN HOLLISTER-VY	42 / 36	59	76	77.6
26 JIM KNISLEY-OH	40 / 3	44	46	95.7
27 STEVE KUHCINSKI-PA	30 / 40	60	80	75.0

WINS - 19 LOSSES - 8 POINTS -1017 1273 1676 76.0

7 CHARLIE WEBB-IL

1 ROBERT GARBER-OH	40 / 20	26	44	59.1
2 STAN GRIGGS-MO	34 / 42	49	70	70.0
3 ELBERT SHIFFLETT-MD	32 / 42	68	86	79.1
4 STEVE WYRILL-CA	43 / 17	43	54	79.6
5 WALKER SHANEYFELT-AL	40 / 20	52	66	78.8
6 GLENN BURRIS-PA	40 / 27	55	68	80.9
7 JONATHAN WILLIAMS-CA	42 / 21	33	46	71.7
8 ART SPERBER-WA	37 / 42	53	72	73.6
9 DAVE LOUCKS-CA	41 / 35	43	62	69.4
10 DON PETERS-IL	41 / 38	52	76	68.4
11 CHARLES MEREDITH-KY	42 / 24	51	64	79.7
12 JESSE GONZALES-CA	42 / 11	32	42	76.2
13 JERRY HOLT-IA	40 / 11	28	38	73.7
14 PHILIP FLESHMAN-MD	41 / 35	44	62	71.0
15 ART TYSON-NY	36 / 41	61	80	76.3
16 MIKE DIMARTINO-NY	37 / 41	48	66	72.7
17 STEVE KUHCINSKI-PA	41 / 28	41	62	66.1
18 CLIFFORD BAKER-IL	40 / 33	48	66	72.7
19 KEVIN HOLLISTER-VY	45 / 24	50	60	83.3
20 KEVIN CONE-IA	16 / 42	54	74	73.0
21 WALTER RAY WILLIAMS, JR.-	27 / 44	66	86	76.7
22 JOHN KAPNIS-MA	34 / 45	52	76	68.4
23 ELDEN SARBAUGH-OH	33 / 40	44	62	71.0
24 OSCAR MANNS-OH	40 / 11	37	44	84.1
25 RICHARD PINTOR-CO	42 / 39	71	88	80.7
26 RON POWELL-KY	32 / 42	41	64	64.1
27 JIM KNISLEY-OH	41 / 10	33	44	75.0

WINS - 17 LOSSES - 10 POINTS -1019 1275 1722 74.0

6 JOHN KAPNIS-MA

OPPONENT'S NAME	SCORE	R	SP	%
1 STAN GRIGGS-MO	40 / 17	47	60	78.3
2 ELBERT SHIFFLETT-MD	41 / 23	39	54	72.2
3 STEVE WYRILL-CA	18 / 41	34	50	68.0
4 WALKER SHANEYFELT-AL	42 / 11	49	58	84.5
5 GLENN BURRIS-PA	42 / 29	54	70	77.1
6 JONATHAN WILLIAMS-CA	41 / 13	31	40	77.5
7 ROBERT GARBER-OH	40 / 22	35	48	72.9
8 DAVE LOUCKS-CA	41 / 9	27	32	84.4
9 DON PETERS-IL	42 / 26	41	56	73.2
10 CHARLES MEREDITH-KY	31 / 41	36	62	58.1
11 JESSE GONZALES-CA	44 / 18	38	48	79.2
12 JERRY HOLT-IA	40 / 13	24	36	66.7
13 PHILIP FLESHMAN-MD	23 / 42	47	66	71.2
14 ART SPERBER-WA	34 / 40	42	60	70.0
15 STEVE KUHCINSKI-PA	41 / 20	56	72	77.8
16 CLIFFORD BAKER-IL	17 / 41	17	36	47.2
17 KEVIN HOLLISTER-VY	40 / 36	42	58	72.4
18 WALTER RAY WILLIAMS, JR.-	30 / 40	59	78	75.6
19 KEVIN CONE-IA	29 / 41	47	68	69.1
20 MIKE DIMARTINO-NY	40 / 33	57	72	79.2
21 OSCAR MANNS-OH	40 / 35	60	74	81.1
22 CHARLIE WEBB-IL	45 / 34	55	76	72.4
23 ART TYSON-NY	24 / 40	58	76	76.3
24 RICHARD PINTOR-CO	42 / 23	37	50	74.0
25 JIM KNISLEY-OH	40 / 18	47	66	71.2
26 ELDEN SARBAUGH-OH	40 / 33	50	68	73.5
27 RON POWELL-KY	40 / 31	58	70	82.9

WINS - 19 LOSSES - 8 POINTS - 987 1187 1604 74.0

8 RICHARD PINTOR-CO

1 JERRY HOLT-IA	41 / 8	44	54	81.5
2 PHILIP FLESHMAN-MD	41 / 18	29	40	72.5
3 ART SPERBER-WA	45 / 20	43	56	76.8
4 DAVE LOUCKS-CA	41 / 26	39	54	72.2
5 DON PETERS-IL	44 / 16	40	52	76.9
6 CHARLES MEREDITH-KY	41 / 34	49	64	76.6
7 JESSE GONZALES-CA	40 / 15	44	52	84.6
8 JONATHAN WILLIAMS-CA	40 / 1	22	24	91.7
9 ROBERT GARBER-OH	25 / 42	24	44	54.5
10 STAN GRIGGS-MO	40 / 32	63	80	78.8
11 ELBERT SHIFFLETT-MD	26 / 42	34	54	63.0
12 STEVE WYRILL-CA	41 / 16	38	52	73.1
13 WALKER SHANEYFELT-AL	36 / 40	39	60	65.0
14 GLENN BURRIS-PA	42 / 31	45	60	75.0
15 KEVIN CONE-IA	40 / 27	45	56	80.4
16 ART TYSON-NY	25 / 40	42	60	70.0
17 MIKE DIMARTINO-NY	32 / 42	48	68	70.6
18 STEVE KUHCINSKI-PA	40 / 28	60	74	81.1
19 CLIFFORD BAKER-IL	30 / 42	49	72	68.1
20 WALTER RAY WILLIAMS, JR.-	6 / 43	33	48	68.8
21 ELDEN SARBAUGH-OH	31 / 40	37	58	63.8
22 JIM KNISLEY-OH	44 / 30	47	60	78.3
23 RON POWELL-KY	43 / 27	51	66	77.3
24 JOHN KAPNIS-MA	23 / 42	31	50	62.0
25 CHARLIE WEBB-IL	39 / 42	68	88	77.3
26 OSCAR MANNS-OH	41 / 8	32	38	84.2
27 KEVIN HOLLISTER-VY	42 / 23	35	50	70.0

WINS - 17 LOSSES - 10 POINTS - 979 1131 1534 73.7

9 STEVE KUCHCINSKI-PA

OPPONENT'S NAME	SCORE	R	SP	%
1 JONATHAN WILLIAMS-CA	40 / 0	14	20	70.0
2 ROBERT GARBER-OH	40 / 13	35	42	83.3
3 STAN GRIGGS-MO	42 / 23	53	64	82.8
4 ELBERT SHIFFLETT-MD	42 / 27	52	68	76.5
5 STEVE WYRILL-CA	41 / 25	56	70	80.0
6 WALKER SHANEYFELT-AL	40 / 28	48	66	72.7
7 GLENN BURRIS-PA	40 / 16	31	40	77.5
8 PHILIP FLESHMAN-MD	40 / 28	48	68	70.6
9 ART SPERBER-WA	44 / 36	49	66	74.2
10 DAVE LOUCKS-CA	41 / 15	34	44	77.3
11 DON PETERS-IL	40 / 38	56	78	71.8
12 CHARLES MEREDITH-KY	42 / 29	38	58	65.5
13 JESSE GONZALES-CA	42 / 11	36	44	81.8
14 JERRY HOLT-IA	34 / 40	40	52	64.5
15 JOHN KAPNIS-MA	20 / 41	51	72	70.8
16 ELDEN SARBAUGH-OH	41 / 21	64	76	84.2
17 CHARLIE WEBB-IL	28 / 41	37	62	59.7
18 RICHARD PINTOR-CO	28 / 40	57	74	77.0
19 JIM KNISLEY-OH	29 / 41	43	60	71.7
20 RON POWELL-KY	32 / 40	43	60	71.7
21 KEVIN CONE-IA	24 / 41	39	60	65.0
22 ART TYSON-NY	26 / 40	41	58	70.7
23 MIKE DIMARTINO-NY	21 / 42	36	52	69.2
24 WALTER RAY WILLIAMS, JR.-	12 / 41	37	52	71.2
25 OSCAR MANNS-OH	43 / 33	41	60	68.3
26 KEVIN HOLLISTER-VY	40 / 34	50	68	73.5
27 CLIFFORD BAKER-IL	40 / 30	63	80	78.8

WINS - 17 LOSSES - 10 POINTS - 952 1192 1624 73.4

11 ELDEN SARBAUGH-OH

1 WALKER SHANEYFELT-AL	42 / 30	40	60	66.7
2 GLENN BURRIS-PA	41 / 34	57	74	77.0
3 JONATHAN WILLIAMS-CA	29 / 45	38	64	59.4
4 ROBERT GARBER-OH	41 / 39	45	62	72.6
5 STAN GRIGGS-MO	42 / 34	49	72	68.1
6 ELBERT SHIFFLETT-MD	30 / 42	47	68	69.1
7 STEVE WYRILL-CA	42 / 25	50	62	80.6
8 JESSE GONZALES-CA	38 / 40	57	78	73.1
9 JERRY HOLT-IA	41 / 25	50	64	78.1
10 PHILIP FLESHMAN-MD	42 / 19	40	52	76.9
11 ART SPERBER-WA	42 / 11	27	36	75.0
12 DAVE LOUCKS-CA	43 / 17	42	54	77.8
13 DON PETERS-IL	42 / 31	61	78	78.2
14 CHARLES MEREDITH-KY	41 / 34	52	70	74.3
15 MIKE DIMARTINO-NY	10 / 41	25	42	59.5
16 STEVE KUCHCINSKI-PA	21 / 41	57	76	75.0
17 CLIFFORD BAKER-IL	18 / 44	38	58	65.5
18 KEVIN HOLLISTER-VY	38 / 43	87	110	79.1
19 WALTER RAY WILLIAMS, JR.-	32 / 42	66	84	78.6
20 ART TYSON-NY	9 / 41	52	72	72.2
21 RICHARD PINTOR-CO	40 / 31	40	58	69.0
22 KEVIN CONE-IA	16 / 41	16	34	47.1
23 CHARLIE WEBB-IL	40 / 33	47	62	75.8
24 JIM KNISLEY-OH	42 / 37	61	78	78.2
25 RON POWELL-KY	23 / 40	37	56	66.1
26 JOHN KAPNIS-MA	33 / 40	48	68	70.6
27 OSCAR MANNS-OH	41 / 28	36	48	75.0

WINS - 15 LOSSES - 12 POINTS - 919 1265 1740 72.7

10 STAN GRIGGS-MO

OPPONENT'S NAME	SCORE	R	SP	%
1 JOHN KAPNIS-MA	17 / 40	40	60	66.7
2 CHARLIE WEBB-IL	42 / 34	51	70	72.9
3 STEVE KUCHCINSKI-PA	23 / 42	46	64	71.9
4 KEVIN HOLLISTER-VY	31 / 40	35	54	64.8
5 ELDEN SARBAUGH-OH	34 / 42	46	72	63.9
6 JIM KNISLEY-OH	42 / 15	41	52	78.8
7 CLIFFORD BAKER-IL	42 / 39	56	74	75.7
8 MIKE DIMARTINO-NY	19 / 40	42	60	70.0
9 RON POWELL-KY	41 / 31	44	64	68.8
10 RICHARD PINTOR-CO	32 / 40	61	80	76.3
11 WALTER RAY WILLIAMS, JR.-	22 / 40	43	58	74.1
12 OSCAR MANNS-OH	40 / 29	58	76	76.3
13 ART TYSON-NY	29 / 41	54	72	75.0
14 KEVIN CONE-IA	32 / 41	81	98	82.7
15 JERRY HOLT-IA	39 / 40	38	64	59.4
16 ROBERT GARBER-OH	42 / 21	46	60	76.7
17 JESSE GONZALES-CA	42 / 25	43	58	74.1
18 WALKER SHANEYFELT-AL	42 / 11	41	50	82.0
19 DAVE LOUCKS-CA	40 / 22	26	42	61.9
20 JONATHAN WILLIAMS-CA	41 / 3	26	30	86.7
21 ART SPERBER-WA	40 / 38	32	50	64.0
22 DON PETERS-IL	42 / 0	66	88	75.0
23 PHILIP FLESHMAN-MD	6 / 41	22	38	57.9
24 STEVE WYRILL-CA	31 / 41	53	70	75.7
25 CHARLES MEREDITH-KY	40 / 24	48	60	80.0
26 GLENN BURRIS-PA	40 / 30	54	70	77.1
27 ELBERT SHIFFLETT-MO	41 / 21	59	70	84.3

WINS - 15 LOSSES - 12 POINTS - 932 1252 1704 73.5

12 RON POWELL-KY

1 PHILIP FLESHMAN-MD	42 / 22	41	62	66.1
2 ART SPERBER-WA	45 / 35	48	62	77.4
3 DAVE LOUCKS-CA	42 / 17	45	56	80.4
4 DON PETERS-IL	40 / 35	47	64	73.4
5 CHARLES MEREDITH-KY	18 / 40	45	64	70.3
6 JESSE GONZALES-CA	44 / 17	41	50	82.0
7 JERRY HOLT-IA	28 / 42	39	58	67.2
8 ROBERT GARBER-OH	41 / 17	32	44	72.7
9 STAN GRIGGS-MO	31 / 41	41	64	64.1
10 ELBERT SHIFFLETT-MD	42 / 30	48	66	72.7
11 STEVE WYRILL-CA	26 / 41	44	62	71.0
12 WALKER SHANEYFELT-AL	40 / 34	66	82	80.5
13 GLENN BURRIS-PA	16 / 44	24	42	57.1
14 JONATHAN WILLIAMS-CA	40 / 27	27	40	67.5
15 CLIFFORD BAKER-IL	41 / 27	42	54	77.8
16 KEVIN HOLLISTER-VY	40 / 29	52	64	81.3
17 WALTER RAY WILLIAMS, JR.-	38 / 40	49	68	72.1
18 KEVIN CONE-IA	37 / 41	54	72	75.0
19 ART TYSON-NY	28 / 42	56	76	73.7
20 STEVE KUCHCINSKI-PA	40 / 32	46	60	76.7
21 JIM KNISLEY-OH	37 / 41	44	66	66.7
22 OSCAR MANNS-OH	23 / 40	50	72	69.4
23 RICHARD PINTOR-CO	27 / 43	46	66	69.7
24 MIKE DIMARTINO-NY	36 / 43	50	68	73.5
25 ELDEN SARBAUGH-OH	40 / 23	42	56	75.0
26 CHARLIE WEBB-IL	42 / 32	45	64	70.3
27 JOHN KAPNIS-MA	31 / 40	55	70	78.6

WINS - 14 LOSSES - 13 POINTS - 955 1219 1672 72.9

13 ELBERT SHIFFLETT-MD

OPPONENT'S NAME	SCORE	R	SP	%
1 CLIFFORD BAKER-IL	32 / 42	41	66	62.1
2 JOHN KAPNIS-MA	23 / 41	34	54	63.0
3 CHARLIE WEBB-IL	42 / 32	71	86	82.6
4 STEVE KUCHCINSKI-PA	27 / 42	49	68	72.1
5 KEVIN HOLLISTER-VY	41 / 31	53	68	77.9
6 ELDEN SARBAUGH-OH	42 / 30	51	68	75.0
7 JIM KNISLEY-OH	42 / 27	44	60	73.3
8 KEVIN CONE-IA	16 / 45	46	62	74.2
9 MIKE DIMARTINO-NY	30 / 41	61	76	80.3
10 RON POWELL-KY	30 / 42	45	66	68.2
11 RICHARD PINTOR-CO	42 / 26	39	54	72.2
12 WALTER RAY WILLIAMS, JR.-	19 / 42	34	50	68.0
13 OSCAR MANNS-OH	42 / 24	63	76	82.9
14 ART TYSON-NY	18 / 40	57	72	79.2
15 ROBERT GARBER-OH	40 / 30	40	56	71.4
16 JESSE GONZALES-CA	31 / 42	54	78	69.2
17 WALKER SHANEYFELT-AL	28 / 41	33	52	63.5
18 DAVE LOUCKS-CA	40 / 20	37	50	74.0
19 DON PETERS-IL	40 / 0	53	74	71.6
20 JERRY HOLT-IA	40 / 24	46	64	71.9
21 JONATHAN WILLIAMS-CA	41 / 9	39	48	81.3
22 PHILIP FLESHMAN-MD	41 / 30	49	68	72.1
23 STEVE WYRILL-CA	40 / 29	39	54	72.2
24 ART SPERBER-WA	31 / 41	32	54	59.3
25 GLENN BURRIS-PA	18 / 40	41	60	68.3
26 CHARLES MEREDITH-KY	42 / 32	47	62	75.8
27 STAN GRIGGS-MO	21 / 41	52	70	74.3

WINS - 14 LOSSES - 13 POINTS - 899 1250 1716 72.8

15 CHARLES MEREDITH-KY

1 OSCAR MANNS-OH	6 / 42	26	42	61.9
2 ART TYSON-NY	4 / 40	17	34	50.0
3 KEVIN CONE-IA	29 / 41	41	60	68.3
4 MIKE DIMARTINO-NY	27 / 41	53	72	73.6
5 RON POWELL-KY	40 / 18	51	64	79.7
6 RICHARD PINTOR-CO	34 / 41	47	64	73.4
7 WALTER RAY WILLIAMS, JR.-	10 / 41	29	46	63.0
8 JIM KNISLEY-OH	24 / 41	55	74	74.3
9 CLIFFORD BAKER-IL	43 / 35	37	56	66.1
10 JOHN KAPNIS-MA	41 / 31	38	62	61.3
11 CHARLIE WEBB-IL	24 / 42	45	64	70.3
12 STEVE KUCHCINSKI-PA	29 / 42	35	58	60.3
13 KEVIN HOLLISTER-VY	40 / 9	43	52	82.7
14 ELDEN SARBAUGH-OH	34 / 41	50	70	71.4
15 DON PETERS-IL	41 / 0	35	48	72.9
16 JONATHAN WILLIAMS-CA	42 / 8	19	32	59.4
17 JERRY HOLT-IA	43 / 10	44	42	81.0
18 ROBERT GARBER-OH	42 / 25	37	50	74.0
19 JESSE GONZALES-CA	42 / 12	33	48	68.8
20 DAVE LOUCKS-CA	40 / 12	38	48	79.2
21 PHILIP FLESHMAN-MD	42 / 32	39	56	69.6
22 STEVE WYRILL-CA	16 / 40	32	50	64.0
23 ART SPERBER-WA	41 / 1	31	34	91.2
24 WALKER SHANEYFELT-AL	42 / 14	41	54	75.9
25 STAN GRIGGS-MO	24 / 40	42	60	70.0
26 ELBERT SHIFFLETT-MD	32 / 42	44	62	71.0
27 GLENN BURRIS-PA	45 / 38	49	68	72.1

WINS - 14 LOSSES - 13 POINTS - 877 1041 1470 70.8

14 GLENN BURRIS-PA

OPPONENT'S NAME	SCORE	R	SP	%
1 KEVIN HOLLISTER-VY	36 / 40	58	80	72.5
2 ELDEN SARBAUGH-OH	34 / 41	54	74	73.0
3 JIM KNISLEY-OH	40 / 36	48	64	75.0
4 CLIFFORD BAKER-IL	29 / 40	48	70	68.6
5 JOHN KAPNIS-MA	29 / 42	49	70	70.0
6 CHARLIE WEBB-IL	27 / 40	50	68	73.5
7 STEVE KUCHCINSKI-PA	16 / 40	23	40	57.5
8 WALTER RAY WILLIAMS, JR.-	21 / 40	63	80	78.8
9 OSCAR MANNS-OH	24 / 42	47	68	69.1
10 ART TYSON-NY	40 / 36	51	68	75.0
11 KEVIN CONE-IA	21 / 41	39	60	65.0
12 MIKE DIMARTINO-NY	40 / 33	47	68	69.1
13 RON POWELL-KY	44 / 16	33	42	78.6
14 RICHARD PINTOR-CO	31 / 42	42	60	70.0
15 JONATHAN WILLIAMS-CA	41 / 13	41	56	73.2
16 JERRY HOLT-IA	40 / 36	48	68	70.6
17 ROBERT GARBER-OH	40 / 30	29	44	65.9
18 JESSE GONZALES-CA	40 / 25	37	50	74.0
19 WALKER SHANEYFELT-AL	41 / 16	43	58	74.1
20 DON PETERS-IL	42 / 0	63	84	75.0
21 STEVE WYRILL-CA	41 / 21	33	44	75.0
22 ART SPERBER-WA	40 / 23	44	58	75.9
23 DAVE LOUCKS-CA	45 / 7	30	36	83.3
24 PHILIP FLESHMAN-MD	25 / 41	46	64	71.9
25 ELBERT SHIFFLETT-MD	40 / 18	46	60	76.7
26 STAN GRIGGS-MO	30 / 40	50	70	71.4
27 CHARLES MEREDITH-KY	38 / 45	47	68	69.1

WINS - 14 LOSSES - 13 POINTS - 935 1209 1672 72.3

16 KEVIN HOLLISTER-VY

1 GLENN BURRIS-PA	40 / 36	59	80	73.8
2 JONATHAN WILLIAMS-CA	42 / 7	29	38	76.3
3 ROBERT GARBER-OH	44 / 19	54	68	79.4
4 STAN GRIGGS-MO	40 / 31	37	54	68.5
5 ELBERT SHIFFLETT-MD	31 / 41	50	68	73.5
6 STEVE WYRILL-CA	42 / 36	41	62	66.1
7 WALKER SHANEYFELT-AL	40 / 17	34	46	73.9
8 JERRY HOLT-IA	41 / 28	51	66	77.3
9 PHILIP FLESHMAN-MD	42 / 22	49	64	76.6
10 ART SPERBER-WA	41 / 28	46	64	71.9
11 DAVE LOUCKS-CA	40 / 38	39	58	67.2
12 DON PETERS-IL	42 / 32	41	58	70.7
13 CHARLES MEREDITH-KY	9 / 40	34	52	65.4
14 JESSE GONZALES-CA	41 / 13	30	42	71.4
15 OSCAR MANNS-OH	31 / 42	55	78	70.5
16 RON POWELL-KY	29 / 40	48	64	75.0
17 JOHN KAPNIS-MA	36 / 40	40	58	69.0
18 ELDEN SARBAUGH-OH	43 / 38	89	110	80.9
19 CHARLIE WEBB-IL	24 / 45	42	60	70.0
20 JIM KNISLEY-OH	23 / 41	36	60	60.0
21 MIKE DIMARTINO-NY	24 / 41	46	62	74.2
22 WALTER RAY WILLIAMS, JR.-	0 / 40	19	34	55.9
23 KEVIN CONE-IA	12 / 42	31	50	62.0
24 ART TYSON-NY	22 / 41	26	44	59.1
25 CLIFFORD BAKER-IL	36 / 42	57	76	75.0
26 STEVE KUCHCINSKI-PA	34 / 40	48	68	70.6
27 RICHARD PINTOR-CO	23 / 42	28	50	56.0

WINS - 13 LOSSES - 14 POINTS - 872 1159 1634 70.9

17 PHILIP FLESHMAN-MD

OPPONENT'S NAME	SCORE	R	SP	%
1 RON POWELL-KY	22 / 42	35	62	56.5
2 RICHARD PINTOR-CO	18 / 41	22	40	55.0
3 WALTER RAY WILLIAMS, JR.-	6 / 42	32	46	69.6
4 OSCAR MANNS-OH	9 / 45	28	50	56.0
5 ART TYSON-NY	11 / 41	22	42	52.4
6 KEVIN CONE-IA	42 / 29	66	80	82.5
7 MIKE DIMARTINO-NY	30 / 45	38	58	65.5
8 STEVE KUCHCINSKI-PA	28 / 40	43	68	63.2
9 KEVIN HOLLISTER-VY	22 / 42	44	64	68.8
10 ELDEN SARBAUGH-OH	19 / 42	33	52	63.5
11 JIM KNISLEY-OH	40 / 38	49	66	74.2
12 CLIFFORD BAKER-IL	32 / 41	43	60	71.7
13 JOHN KAPNIS-MA	42 / 23	53	66	80.3
14 CHARLIE WEBB-IL	35 / 41	42	62	67.7
15 JESSE GONZALES-CA	39 / 43	57	78	73.1
16 WALKER SHANEYFELT-AL	41 / 5	30	38	78.9
17 DAVE LOUCKS-CA	44 / 34	40	58	69.0
18 DON PETERS-IL	40 / 0	28	34	82.4
19 JONATHAN WILLIAMS-CA	40 / 23	30	46	65.2
20 ROBERT GARBER-OH	44 / 13	35	44	79.5
21 CHARLES MEREDITH-KY	32 / 42	36	56	64.3
22 ELBERT SHIFFLETT-MD	30 / 41	46	68	67.6
23 STAN GRIGGS-MO	41 / 6	33	38	86.8
24 GLENN BURRIS-PA	41 / 25	51	64	79.7
25 STEVE WYRILL-CA	42 / 36	58	80	72.5
26 ART SPERBER-WA	41 / 21	49	62	79.0
27 JERRY HOLT-IA	44 / 29	49	68	72.1

WINS - 13 LOSSES - 14 POINTS - 875 1092 1550 70.5

19 STEVE WYRILL-CA

1 JIM KNISLEY-OH	14 / 42	30	48	62.5
2 CLIFFORD BAKER-IL	26 / 42	48	68	70.6
3 JOHN KAPNIS-MA	41 / 18	41	50	82.0
4 CHARLIE WEBB-IL	17 / 43	34	54	63.0
5 STEVE KUCHCINSKI-PA	25 / 41	50	70	71.4
6 KEVIN HOLLISTER-VY	36 / 42	38	62	61.3
7 ELDEN SARBAUGH-OH	25 / 42	43	62	69.4
8 ART TYSON-NY	17 / 40	32	52	61.5
9 KEVIN CONE-IA	23 / 40	49	66	74.2
10 MIKE DIMARTINO-NY	23 / 45	34	54	63.0
11 RON POWELL-KY	41 / 26	49	62	79.0
12 RICHARD PINTOR-CO	16 / 41	29	52	55.8
13 WALTER RAY WILLIAMS, JR.-	24 / 40	52	70	74.3
14 OSCAR MANNS-OH	40 / 39	50	66	75.8
15 WALKER SHANEYFELT-AL	43 / 22	30	40	75.0
16 DAVE LOUCKS-CA	42 / 30	44	64	68.8
17 DON PETERS-IL	34 / 0	44	62	71.0
18 JONATHAN WILLIAMS-CA	40 / 7	27	38	71.1
19 JERRY HOLT-IA	44 / 14	42	58	72.4
20 JESSE GONZALES-CA	27 / 40	47	74	63.5
21 GLENN BURRIS-PA	21 / 41	26	44	59.1
22 CHARLES MEREDITH-KY	40 / 16	39	50	78.0
23 ELBERT SHIFFLETT-MD	29 / 40	35	54	64.8
24 STAN GRIGGS-MO	41 / 31	56	70	80.0
25 PHILIP FLESHMAN-MD	36 / 42	57	80	71.3
26 ROBERT GARBER-OH	40 / 23	46	64	71.9
27 ART SPERBER-WA	16 / 40	25	42	59.5

WINS - 11 LOSSES - 16 POINTS - 821 1097 1576 69.6

18 OSCAR MANNS-OH

OPPONENT'S NAME	SCORE	R	SP	%
1 CHARLES MEREDITH-KY	42 / 6	37	42	88.1
2 JESSE GONZALES-CA	42 / 28	58	72	80.6
3 JERRY HOLT-IA	41 / 8	29	38	76.3
4 PHILIP FLESHMAN-MD	45 / 9	39	50	78.0
5 ART SPERBER-WA	37 / 42	57	78	73.1
6 DAVE LOUCKS-CA	40 / 30	37	52	71.2
7 DON PETERS-IL	32 / 42	41	66	62.1
8 WALKER SHANEYFELT-AL	43 / 24	51	66	77.3
9 GLENN BURRIS-PA	42 / 24	53	68	77.9
10 JONATHAN WILLIAMS-CA	33 / 40	40	66	60.6
11 ROBERT GARBER-OH	42 / 0	35	40	87.5
12 STAN GRIGGS-MO	29 / 40	54	76	71.1
13 ELBERT SHIFFLETT-MD	24 / 42	56	76	73.7
14 STEVE WYRILL-CA	39 / 40	49	66	74.2
15 KEVIN HOLLISTER-VY	42 / 31	58	78	74.4
16 WALTER RAY WILLIAMS, JR.-	3 / 41	23	38	60.5
17 KEVIN CONE-IA	41 / 23	44	60	73.3
18 ART TYSON-NY	10 / 41	23	44	52.3
19 MIKE DIMARTINO-NY	20 / 40	39	60	65.0
20 CLIFFORD BAKER-IL	20 / 40	70	92	76.1
21 JOHN KAPNIS-MA	35 / 40	58	74	78.4
22 RON POWELL-KY	40 / 23	55	72	76.4
23 JIM KNISLEY-OH	42 / 27	60	74	81.1
24 CHARLIE WEBB-IL	11 / 40	27	44	61.4
25 STEVE KUCHCINSKI-PA	33 / 43	36	60	60.0
26 RICHARD PINTOR-CO	8 / 41	21	38	55.3
27 ELDEN SARBAUGH-OH	28 / 41	32	48	66.7

WINS - 12 LOSSES - 15 POINTS - 864 1182 1638 72.2

20 ART SPERBER-WA

1 MIKE DIMARTINO-NY	36 / 40	52	76	68.4
2 RON POWELL-KY	35 / 45	44	62	71.0
3 RICHARD PINTOR-CO	20 / 45	35	56	62.5
4 WALTER RAY WILLIAMS, JR.-	10 / 40	29	44	65.9
5 OSCAR MANNS-OH	42 / 37	59	78	75.6
6 ART TYSON-NY	16 / 40	35	50	70.0
7 KEVIN CONE-IA	15 / 43	33	50	66.0
8 CHARLIE WEBB-IL	42 / 37	56	72	77.8
9 STEVE KUCHCINSKI-PA	36 / 44	46	66	69.7
10 KEVIN HOLLISTER-VY	28 / 41	40	64	62.5
11 ELDEN SARBAUGH-OH	11 / 42	17	36	47.2
12 JIM KNISLEY-OH	41 / 39	37	56	66.1
13 CLIFFORD BAKER-IL	23 / 42	52	72	72.2
14 JOHN KAPNIS-MA	40 / 34	43	60	71.7
15 DAVE LOUCKS-CA	34 / 42	44	68	64.7
16 DON PETERS-IL	28 / 0	34	56	60.7
17 JONATHAN WILLIAMS-CA	41 / 15	26	42	61.9
18 JERRY HOLT-IA	22 / 41	32	56	57.1
19 ROBERT GARBER-OH	42 / 29	47	66	71.2
20 WALKER SHANEYFELT-AL	40 / 19	32	46	69.6
21 STAN GRIGGS-MO	38 / 40	30	50	60.0
22 GLENN BURRIS-PA	23 / 40	39	58	67.2
23 CHARLES MEREDITH-KY	1 / 41	18	34	52.9
24 ELBERT SHIFFLETT-MD	41 / 31	34	54	63.0
25 JESSE GONZALES-CA	40 / 31	55	72	76.4
26 PHILIP FLESHMAN-MD	21 / 41	42	62	67.7
27 STEVE WYRILL-CA	40 / 16	33	42	78.6

WINS - 11 LOSSES - 16 POINTS - 806 1044 1548 67.4

21 JIM KNISLEY-OH

OPPONENT'S NAME	SCORE	R	SP	%
1 STEVE WYRILL-CA	42 / 14	39	48	81.3
2 WALKER SHANEYFELT-AL	41 / 9	36	44	81.8
3 GLENN BURRIS-PA	36 / 40	46	64	71.9
4 JONATHAN WILLIAMS-CA	38 / 41	37	60	61.7
5 ROBERT GARBER-OH	43 / 28	41	54	75.9
6 STAN GRIGGS-MO	15 / 42	32	52	61.5
7 ELBERT SHIFFLETT-MD	27 / 42	39	60	65.0
8 CHARLES MEREDITH-KY	41 / 24	61	74	82.4
9 JESSE GONZALES-CA	40 / 20	47	60	78.3
10 JERRY HOLT-IA	36 / 42	45	66	68.2
11 PHILIP FLESHMAN-MD	38 / 40	48	66	72.7
12 ART SPERBER-WA	39 / 41	36	56	64.3
13 DAVE LOUCKS-CA	32 / 42	57	80	71.3
14 DON PETERS-IL	45 / 22	41	56	73.2
15 WALTER RAY WILLIAMS, JR.-	16 / 42	55	72	76.4
16 KEVIN CONE-IA	32 / 42	49	68	72.1
17 ART TYSON-NY	24 / 41	49	70	70.0
18 MIKE DIMARTINO-NY	19 / 41	23	40	57.5
19 STEVE KUCHCINSKI-PA	41 / 29	47	60	78.3
20 KEVIN HOLLISTER-VY	41 / 23	42	60	70.0
21 RON POWELL-KY	41 / 37	45	66	68.2
22 RICHARD PINTOR-CO	30 / 44	43	60	71.7
23 OSCAR MANNS-OH	27 / 42	56	74	75.7
24 ELDEN SARBAUGH-OH	37 / 42	60	78	76.9
25 JOHN KAPNIS-MA	18 / 40	40	66	60.6
26 CLIFFORD BAKER-IL	3 / 40	32	46	69.6
27 CHARLIE WEBB-IL	10 / 41	24	44	54.5

WINS - 9 LOSSES - 18 POINTS - 852 1170 1644 71.2

23 ROBERT GARBER-OH

1 CHARLIE WEBB-IL	20 / 40	20	44	45.5
2 STEVE KUCHCINSKI-PA	13 / 40	26	42	61.9
3 KEVIN HOLLISTER-VY	19 / 44	46	68	67.6
4 ELDEN SARBAUGH-OH	39 / 41	44	62	71.0
5 JIM KNISLEY-OH	28 / 43	36	54	66.7
6 CLIFFORD BAKER-IL	17 / 44	28	46	60.9
7 JOHN KAPNIS-MA	22 / 40	30	48	62.5
8 RON POWELL-KY	17 / 41	23	44	52.3
9 RICHARD PINTOR-CO	42 / 25	29	44	65.9
10 WALTER RAY WILLIAMS, JR.-	12 / 40	21	36	58.3
11 OSCAR MANNS-OH	0 / 42	22	40	55.0
12 ART TYSON-NY	2 / 41	23	40	57.5
13 KEVIN CONE-IA	16 / 40	26	42	61.9
14 MIKE DIMARTINO-NY	1 / 41	25	44	56.8
15 ELBERT SHIFFLETT-MD	30 / 40	36	56	64.3
16 STAN GRIGGS-MO	21 / 42	38	60	63.3
17 GLENN BURRIS-PA	30 / 40	27	44	61.4
18 CHARLES MEREDITH-KY	25 / 42	32	50	64.0
19 ART SPERBER-WA	29 / 42	42	66	63.6
20 PHILIP FLESHMAN-MD	13 / 44	25	44	56.8
21 WALKER SHANEYFELT-AL	40 / 34	35	56	62.5
22 JERRY HOLT-IA	44 / 25	52	70	74.3
23 JESSE GONZALES-CA	42 / 16	39	52	75.0
24 DON PETERS-IL	31 / 0	34	52	65.4
25 DAVE LOUCKS-CA	40 / 39	40	66	60.6
26 STEVE WYRILL-CA	23 / 40	40	64	62.5
27 JONATHAN WILLIAMS-CA	40 / 32	34	58	58.6

WINS - 7 LOSSES - 20 POINTS - 656 873 1392 62.7

22 JESSE GONZALES-CA

OPPONENT'S NAME	SCORE	R	SP	%
1 WALTER RAY WILLIAMS, JR.-	7 / 43	34	50	68.0
2 OSCAR MANNS-OH	28 / 42	54	72	75.0
3 ART TYSON-NY	3 / 40	29	48	60.4
4 KEVIN CONE-IA	0 / 40	24	38	63.2
5 MIKE DIMARTINO-NY	18 / 41	28	46	60.9
6 RON POWELL-KY	17 / 44	32	50	64.0
7 RICHARD PINTOR-CO	15 / 40	35	52	67.3
8 ELDEN SARBAUGH-OH	40 / 38	56	78	71.8
9 JIM KNISLEY-OH	20 / 40	41	60	68.3
10 CLIFFORD BAKER-IL	8 / 40	22	38	57.9
11 JOHN KAPNIS-MA	18 / 44	29	48	60.4
12 CHARLIE WEBB-IL	11 / 42	22	42	52.4
13 STEVE KUCHCINSKI-PA	11 / 42	24	44	54.5
14 KEVIN HOLLISTER-VY	13 / 41	21	42	50.0
15 PHILIP FLESHMAN-MD	43 / 39	58	78	74.4
16 ELBERT SHIFFLETT-MD	42 / 31	57	78	73.1
17 STAN GRIGGS-MO	25 / 42	37	58	63.8
18 GLENN BURRIS-PA	25 / 40	31	50	62.0
19 CHARLES MEREDITH-KY	12 / 42	24	48	50.0
20 STEVE WYRILL-CA	40 / 27	52	74	70.3
21 DAVE LOUCKS-CA	41 / 32	33	52	63.5
22 WALKER SHANEYFELT-AL	13 / 40	27	44	61.4
23 ROBERT GARBER-OH	16 / 42	30	52	57.7
24 JONATHAN WILLIAMS-CA	18 / 40	29	46	63.0
25 ART SPERBER-WA	31 / 40	51	72	70.8
26 JERRY HOLT-IA	42 / 27	38	60	63.3
27 DON PETERS-IL	25 / 0	40	58	69.0

WINS - 7 LOSSES - 20 POINTS - 582 958 1478 64.8

24 JERRY HOLT-IA

1 RICHARD PINTOR-CO	8 / 41	34	54	63.0
2 WALTER RAY WILLIAMS, JR.-	3 / 40	24	38	63.2
3 OSCAR MANNS-OH	8 / 41	18	38	47.4
4 ART TYSON-NY	7 / 42	14	30	46.7
5 KEVIN CONE-IA	6 / 42	29	48	60.4
6 MIKE DIMARTINO-NY	12 / 41	27	42	64.3
7 RON POWELL-KY	42 / 28	43	58	74.1
8 KEVIN HOLLISTER-VY	28 / 41	46	66	69.7
9 ELDEN SARBAUGH-OH	25 / 41	45	64	70.3
10 JIM KNISLEY-OH	42 / 36	47	66	71.2
11 CLIFFORD BAKER-IL	11 / 40	16	34	47.1
12 JOHN KAPNIS-MA	13 / 40	16	36	44.4
13 CHARLIE WEBB-IL	11 / 40	19	38	50.0
14 STEVE KUCHCINSKI-PA	40 / 34	39	62	62.9
15 STAN GRIGGS-MO	40 / 39	38	64	59.4
16 GLENN BURRIS-PA	36 / 40	45	68	66.2
17 CHARLES MEREDITH-KY	10 / 43	22	42	52.4
18 ART SPERBER-WA	41 / 22	39	56	69.6
19 STEVE WYRILL-CA	14 / 44	32	58	55.2
20 ELBERT SHIFFLETT-MD	24 / 40	40	64	62.5
21 DON PETERS-IL	29 / 0	34	54	63.0
22 ROBERT GARBER-OH	25 / 44	46	70	65.7
23 WALKER SHANEYFELT-AL	15 / 41	24	48	50.0
24 DAVE LOUCKS-CA	29 / 42	23	46	50.0
25 JONATHAN WILLIAMS-CA	40 / 27	55	72	76.4
26 JESSE GONZALES-CA	27 / 42	34	60	56.7
27 PHILIP FLESHMAN-MD	29 / 44	44	68	64.7

WINS - 7 LOSSES - 20 POINTS - 615 893 1444 61.8

25 WALKER SHANEYFELT-AL

OPPONENT'S NAME	SCORE	R	SP	%
1 ELDEN SARBAUGH-OH	30 / 42	35	60	58.3
2 JIM KNISLEY-OH	9 / 41	25	44	56.8
3 CLIFFORD BAKER-IL	19 / 40	37	54	68.5
4 JOHN KAPNIS-MA	11 / 42	37	58	63.8
5 CHARLIE WEBB-IL	20 / 40	46	66	69.7
6 STEVE KUCHCINSKI-PA	28 / 40	44	66	66.7
7 KEVIN HOLLISTER-VY	17 / 40	27	46	58.7
8 OSCAR MANNS-OH	24 / 43	45	66	68.2
9 ART TYSON-NY	5 / 42	28	46	60.9
10 KEVIN CONE-IA	4 / 40	23	38	60.5
11 MIKE DIMARTINO-NY	21 / 42	26	40	65.0
12 RON POWELL-KY	34 / 40	64	82	78.0
13 RICHARD PINTOR-CO	40 / 36	40	60	66.7
14 WALTER RAY WILLIAMS, JR.-	7 / 41	27	44	61.4
15 STEVE WYRILL-CA	22 / 43	23	40	57.5
16 PHILIP FLESHMAN-MD	5 / 41	17	38	44.7
17 ELBERT SHIFFLETT-MD	41 / 28	36	52	69.2
18 STAN GRIGGS-MO	11 / 42	31	50	62.0
19 GLENN BURRIS-PA	16 / 41	35	58	60.3
20 ART SPERBER-WA	19 / 40	23	46	50.0
21 ROBERT GARBER-OH	34 / 40	33	56	58.9
22 JESSE GONZALES-CA	40 / 13	36	44	81.8
23 JERRY HOLT-IA	41 / 15	34	48	70.8
24 CHARLES MEREDITH-KY	14 / 42	33	54	61.1
25 DON PETERS-IL	41 / 0	54	72	75.0
26 JONATHAN WILLIAMS-CA	44 / 24	42	58	72.4
27 DAVE LOUCKS-CA	10 / 43	18	38	47.4

WINS - 6 LOSSES - 21 POINTS - 607 919 1424 64.5

27 DAVE LOUCKS-CA

1 KEVIN CONE-IA	24 / 40	61	78	78.2
2 MIKE DIMARTINO-NY	11 / 40	24	42	57.1
3 RON POWELL-KY	17 / 42	37	56	66.1
4 RICHARD PINTOR-CO	26 / 41	33	54	61.1
5 WALTER RAY WILLIAMS, JR.-	1 / 40	17	32	53.1
6 OSCAR MANNS-OH	30 / 40	35	52	67.3
7 ART TYSON-NY	32 / 45	36	58	62.1
8 JOHN KAPNIS-MA	9 / 41	17	32	53.1
9 CHARLIE WEBB-IL	35 / 41	42	62	67.7
10 STEVE KUCHCINSKI-PA	15 / 41	27	44	61.4
11 KEVIN HOLLISTER-VY	38 / 40	39	58	67.2
12 ELDEN SARBAUGH-OH	17 / 43	34	54	63.0
13 JIM KNISLEY-OH	42 / 32	59	80	73.8
14 CLIFFORD BAKER-IL	29 / 41	51	74	68.9
15 ART SPERBER-WA	42 / 34	49	68	72.1
16 STEVE WYRILL-CA	30 / 42	41	64	64.1
17 PHILIP FLESHMAN-MD	34 / 44	36	58	62.1
18 ELBERT SHIFFLETT-MD	20 / 40	31	50	62.0
19 STAN GRIGGS-MO	22 / 40	20	42	47.6
20 CHARLES MEREDITH-KY	12 / 40	29	48	60.4
21 JESSE GONZALES-CA	32 / 41	31	52	59.6
22 JONATHAN WILLIAMS-CA	37 / 43	40	66	60.6
23 GLENN BURRIS-PA	7 / 45	18	36	50.0
24 JERRY HOLT-IA	42 / 29	29	46	63.0
25 ROBERT GARBER-OH	39 / 40	39	66	59.1
26 DON PETERS-IL	25 / 0	23	40	57.5
27 WALKER SHANEYFELT-AL	43 / 10	30	38	78.9

WINS - 5 LOSSES - 22 POINTS - 711 928 1450 64.0

26 JONATHAN WILLIAMS-CA

OPPONENT'S NAME	SCORE	R	SP	%
1 STEVE KUCHCINSKI-PA	0 / 40	2	20	10.0
2 KEVIN HOLLISTER-VY	7 / 42	18	38	47.4
3 ELDEN SARBAUGH-OH	45 / 29	44	64	68.8
4 JIM KNISLEY-OH	41 / 38	37	60	61.7
5 CLIFFORD BAKER-IL	13 / 41	24	40	60.0
6 JOHN KAPNIS-MA	13 / 41	22	40	55.0
7 CHARLIE WEBB-IL	21 / 42	26	46	56.5
8 RICHARD PINTOR-CO	1 / 40	9	24	37.5
9 WALTER RAY WILLIAMS, JR.-	7 / 44	19	36	52.8
10 OSCAR MANNS-OH	40 / 33	43	66	65.2
11 ART TYSON-NY	16 / 41	40	60	66.7
12 KEVIN CONE-IA	24 / 42	24	46	52.2
13 MIKE DIMARTINO-NY	25 / 44	36	62	58.1
14 RON POWELL-KY	27 / 40	22	40	55.0
15 GLENN BURRIS-PA	13 / 41	32	56	57.1
16 CHARLES MEREDITH-KY	8 / 42	9	32	28.1
17 ART SPERBER-WA	15 / 41	19	42	45.2
18 STEVE WYRILL-CA	7 / 40	18	38	47.4
19 PHILIP FLESHMAN-MD	23 / 40	24	46	52.2
20 STAN GRIGGS-MO	3 / 41	14	30	46.7
21 ELBERT SHIFFLETT-MD	9 / 41	28	48	58.3
22 DAVE LOUCKS-CA	43 / 37	41	66	62.1
23 DON PETERS-IL	11 / 0	15	36	41.7
24 JESSE GONZALES-CA	40 / 18	37	46	80.4
25 JERRY HOLT-IA	27 / 40	51	72	70.8
26 WALKER SHANEYFELT-AL	24 / 44	36	58	62.1
27 ROBERT GARBER-OH	32 / 40	33	58	56.9

WINS - 6 LOSSES - 21 POINTS - 535 723 1270 56.9

28 DON PETERS-IL

1 ART TYSON-NY	15 / 42	33	54	61.1
2 KEVIN CONE-IA	30 / 41	45	60	75.0
3 MIKE DIMARTINO-NY	17 / 41	48	66	72.7
4 RON POWELL-KY	35 / 40	44	64	68.8
5 RICHARD PINTOR-CO	16 / 44	30	52	57.7
6 WALTER RAY WILLIAMS, JR.-	8 / 42	48	68	70.6
7 OSCAR MANNS-OH	42 / 32	43	66	65.2
8 CLIFFORD BAKER-IL	32 / 40	69	94	73.4
9 JOHN KAPNIS-MA	26 / 42	36	56	64.3
10 CHARLIE WEBB-IL	38 / 41	51	76	67.1
11 STEVE KUCHCINSKI-PA	38 / 40	55	78	70.5
12 KEVIN HOLLISTER-VY	32 / 42	38	58	65.5
13 ELDEN SARBAUGH-OH	31 / 42	57	78	73.1
14 JIM KNISLEY-OH	22 / 45	33	56	58.9
15 CHARLES MEREDITH-KY	0 / 41	0	0	0.0
16 ART SPERBER-WA	0 / 28	0	0	0.0
17 STEVE WYRILL-CA	0 / 34	0	0	0.0
18 PHILIP FLESHMAN-MD	0 / 40	0	0	0.0
19 ELBERT SHIFFLETT-MD	0 / 40	0	0	0.0
20 GLENN BURRIS-PA	0 / 42	0	0	0.0
21 JERRY HOLT-IA	0 / 29	0	0	0.0
22 STAN GRIGGS-MO	0 / 42	0	0	0.0
23 JONATHAN WILLIAMS-CA	0 / 11	0	0	0.0
24 ROBERT GARBER-OH	0 / 31	0	0	0.0
25 WALKER SHANEYFELT-AL	0 / 41	0	0	0.0
26 DAVE LOUCKS-CA	0 / 25	0	0	0.0
27 JESSE GONZALES-CA	0 / 25	0	0	0.0

WINS - 1 LOSSES - 26 POINTS - 382 630 926 68.0

Men's Open Classes A-R



A1 Joe Schultz, A2 Charles Posey, A3 Tony Hankins



B1 Randy Rein, B2 Jim Mihura, B3 Emanuel Wilson

MENS DIVISION - GROUP A1

Pos	Name	ST	W	L	R	SP	%
1.	JOE SCHULTZ	NY	10	1	343	440	77.95
2.	MARK SEIBOLD	IN	9	2	308	440	70.00
3.	NATHAN WILLIAMS	AZ	8	3	305	444	68.69
4.	WAYNE LUOMA	OH	6	5	298	440	67.73
5.	PETER CLARK	WA	5	6	307	440	69.77
6.	ALAN FRANCIS	MO	5	6	301	444	67.79
7.	JERRY COMSTOCK	CO	5	6	292	440	66.36
8.	ROGER POTTS	KS	5	6	281	440	63.86
9.	MERLIN POTTS	KS	5	6	279	444	62.84
10.	HAROLD LANGE	IL	3	8	278	440	63.18
11.	GEORGE MOON	OH	3	8	267	440	60.68
12.	JOHN NICHOLS	AL	2	9	254	444	57.21

MENS DIVISION - GROUP A2

1.	CHARLES POSEY	TX	9	2	299	444	67.34
2.	MARVIN ELLISON	SK	7	4	298	440	67.73
3.	ANDREW KUTSCH	ON	7	4	285	440	64.77
4.	JEFF WILLIAMS	CA	7	4	277	444	62.39
5.	ROGER VOGEL	TX	7	4	276	444	62.16
6.	KEVIN McLACHLIN	ON	6	5	292	440	66.36
7.	GLEN KING	OK	6	5	281	440	63.86
8.	BOBBY TIDWELL	AL	6	5	276	448	61.61
9.	JACK FREEMAN	TN	5	6	268	444	60.36
10.	JACK HENDERSON	AL	4	7	247	440	56.14
11.	GARY MINNICK	AZ	2	9	214	360	59.44
12.	PACER PACER		0	11	0	0	0.00

MENS DIVISION - GROUP A3

1.	ANTHONY HANKINS	KY	10	2	351	480	73.13
2.	COKE BOWKER	TX	9	3	304	480	63.33
3.	CLYDE SOUTHERN	NC	7	4	281	440	63.86
4.	MARK BUSSEY	OH	7	4	277	444	62.39
5.	RONALD LATIOLAIS	LA	6	5	252	440	57.27
6.	LARRY KNOP	IL	6	5	245	440	55.68
7.	MARION TURNER	MO	5	6	281	440	63.86
8.	PAUL STEWART	NC	4	7	278	448	62.05
9.	CHARLES KILLGORE	MO	4	7	259	440	58.86
10.	FRANK MORGAN	OH	4	7	263	448	58.71
11.	DAVID ACKLEY	OH	3	8	244	440	55.45
12.	WAYNE BAKER	OH	2	9	239	444	53.83

MENS DIVISION - GROUP B1

Pos	Name	ST	W	L	R	SP	%
1.	RANDY REIN	WI	9	3	298	480	62.08
2.	JOHN SHAW	VA	8	4	301	480	62.71
3.	BRAD BARGER	PA	7	4	265	440	60.23
4.	CHUCK ARNOLD	OK	7	4	260	440	59.09
5.	CHARLES COOPER	WV	6	5	267	444	60.14
6.	BUCK PREWETTE	NC	5	6	256	440	58.18
7.	GERALD HAMMACK	NC	5	6	239	448	53.35
8.	DUANE GOODRICH	KS	5	6	228	440	51.82
9.	JAMES COOPER	OH	4	7	270	440	61.36
10.	DON HOLLAND	LA	4	7	250	440	56.82
11.	JIM HALEY	GA	4	7	251	444	56.53
12.	WILBUR WADE	TX	3	8	216	440	49.09

MENS DIVISION - GROUP B2

1.	JIM MIHURA	OK	11	0	268	444	60.36
2.	ED DOMEY	MA	7	4	263	440	59.77
3.	BILL MCKAY	AR	7	4	263	440	59.77
4.	JAMES HARRIS	AL	7	4	262	440	59.55
5.	KENNETH SCHAVER	IL	7	4	246	440	55.91
6.	EUGENE BUSSARD	IN	7	4	247	444	55.63
7.	JOHN LODER	ON	5	6	236	440	53.64
8.	DICK SMITH	OH	5	6	234	440	53.18
9.	WILLIAM UNGETHEIM	IN	5	6	231	440	52.50
10.	JOHN BUZIK	CT	4	7	231	440	52.50
11.	MIKE THORNILEY	WA	1	10	180	440	40.91
12.	PACER PACER		0	11	0	0	0.00

MENS DIVISION - GROUP B3

1.	EMANUAL WILSON	LA	9	2	262	440	59.55
2.	EARL RAPP	CA	8	3	261	440	59.32
3.	NORMAN MAUTHE	WI	7	4	261	440	59.32
4.	DOMINICK MASSELLA	PA	7	4	237	440	53.86
5.	JOE MAZZURCO	OH	6	5	251	444	56.53
6.	JAMES NELSON	AR	6	5	220	440	50.00
7.	ELBERT ALLEN	GA	5	6	251	440	57.05
8.	JAMES HENDERSON	KY	4	7	229	444	51.58
9.	ROBERT WHITE	PA	4	7	225	440	51.14
10.	HOWARD HARRISON	IN	4	7	206	440	46.82
11.	JIM TULK	CO	3	8	226	440	51.36
12.	JIM SHILLING	IN	3	8	205	440	46.59



C1 Ronald Deckard, C2 Calvin Motsinger, C3 Brian Repinski



D1 Earl Rapp



D2 John Nichols, D3 Leland Davis

MENS DIVISION - GROUP C1

Pos Name	ST	W	L	R	SP	%
1. RONALD DECKARD	FL	9	3	273	480	56.88
2. RALPH CULLUM	FL	8	4	242	480	50.42
3. LELAND JOHNSON	OK	7	4	243	444	54.73
4. BOB LAUTENSCHLEGER	OH	6	5	267	440	60.68
5. CLIFF COSTELLO	CT	6	5	251	444	56.53
6. BARRY CHAPELLE	OR	6	5	246	440	55.91
7. ROBERT KLEYNENMA	MA	6	5	225	440	51.14
8. LEN TROWBRIDGE	AR	5	6	245	440	55.68
9. DAVE ROSE	OH	4	7	231	440	52.50
10. THOMAS PRICE	OH	4	7	228	440	51.82
11. DOUG MOON	OH	4	7	214	440	48.64
12. STEVEN DUNNING	IN	2	9	219	440	49.77

MENS DIVISION - GROUP D1

Pos Name	ST	W	L	R	SP	%
1. EARL RAPP	CA	10	3	299	520	57.50
2. GLENN KING	OK	9	4	303	520	58.27
3. BUCK PREWETTE	NC	8	4	268	480	55.83
4. ELBERT ALLEN	GA	8	4	262	480	54.58
5. BILL WAISNER	MO	8	4	253	480	52.71
6. DAVE KEIFER	OH	8	4	232	480	48.33
7. DONALD MINICH	FL	7	5	247	480	51.46
8. PAT RICHARDSON	TN	4	8	227	480	47.29
9. DAVID MANGUN	AL	4	8	221	480	46.04
10. CECIL LUNSFORD	IN	4	8	212	480	44.17
11. DAVID GALLANT	ME	4	8	211	480	43.96
12. TOM STROH	ON	3	9	199	480	41.46
13. BOB CLARK	WA	2	10	203	480	42.29
14. BYE BYE		0	0	0	0	0.00

MENS DIVISION - GROUP C2

Pos Name	ST	W	L	R	SP	%
1. CALVIN MOTSINGER	NC	10	1	278	440	63.18
2. HOY CASTO	WV	9	2	263	444	59.23
3. BILL SCHAAF	WI	8	3	229	440	52.05
4. GARY KLINE	OH	7	4	229	440	52.05
5. BILL WAISNER	MO	6	5	248	444	55.86
6. RAY WELSH	OH	5	6	215	440	48.86
7. JOHN HANKINS	KY	5	6	207	440	47.05
8. STEVEN BARNES	MO	4	7	226	440	51.36
9. ROBERT BARNES	MO	4	7	219	440	49.77
10. FORREST COOPER	KY	3	8	214	440	48.64
11. KEN WALTERS	OH	3	8	201	440	45.68
12. CLAYTON KURTZ	GA	2	9	193	440	43.86

MENS DIVISION - GROUP D2

Pos Name	ST	W	L	R	SP	%
1. JOHN NICHOLS	AL	9	2	268	440	60.91
2. LELAND JOHNSON	OK	8	3	225	440	51.14
3. RAY HEIM	CO	7	4	211	440	47.95
4. TYRONE LOWRY	AL	6	5	222	440	50.45
5. LOUIS COLPITTS	KY	6	5	218	440	49.55
6. GREG FERRI	MI	6	5	211	440	47.95
7. BILL COGGIN	AL	5	6	223	440	50.68
8. DONNELL NEWELL	IN	5	6	212	440	48.18
9. ROBERT WILLIAMS	AR	5	6	205	440	46.59
10. HANK IRWIN	TN	4	7	211	440	47.95
11. MIKE HENDERSON	AL	4	7	183	440	41.59
12. RAY SEXTON	WA	1	10	148	440	33.64

MENS DIVISION - GROUP C3


Pos Name	ST	W	L	R	SP	%
1. BRIAN REPINSKI	WI	9	2	263	440	59.77
2. LLOYD WYATT	TN	7	4	223	440	50.68
3. MICHAEL GREEN	IL	6	5	231	440	52.50
4. RUSS DUNIGAN	KY	6	5	229	440	52.05
5. JOE GAMBLE	CA	6	5	227	440	51.59
6. JOHN DECKER	MI	6	5	222	440	50.45
7. ALLAN WITHROW	CO	6	5	213	440	48.41
8. O.D. LEBOW	TN	6	5	209	440	47.50
9. JACK SORG	CA	5	6	223	440	50.68
10. LELAND DAVIS	ME	4	7	210	440	47.73
11. DONALD HOSTRUP	WI	4	7	188	448	41.96
12. RONNIE FREDERICK	OK	1	10	203	448	45.31

MENS DIVISION - GROUP D3

Pos Name	ST	W	L	R	SP	%
1. LELAND DAVIS	ME	11	0	255	440	57.95
2. WILBURN WADE	TX	8	3	236	440	53.64
3. FORREST COOPER	KY	8	3	230	440	52.27
4. EDWARD WEYER	IN	8	3	225	440	51.14
5. ROBERT OUTT	KS	6	5	219	440	49.77
6. EDWARD BLUM	PA	6	5	218	440	49.55
7. ROY HUNT	OH	5	6	191	440	43.41
8. SPARKY HALL	FL	4	7	204	440	46.36
9. BOB HILDEBRANDT	BC	4	7	185	440	42.05
10. DICK HONIGFORD	OH	4	7	177	440	40.23
11. RICHARD HOERST	OH	2	9	162	440	36.82
12. PACER PACER	NC	0	11	0	0	0.00



E1 Michael Green, E2 William Tedrick



E3 Sam Raymond



F1 James Norville, F2 Joe Peschko, F3 Ray Ward

MENS DIVISION - GROUP E1

Pos	Name	ST	W	L	R	SP	%
1.	MICHAEL GREEN	IL	10	1	235	440	53.41
2.	JIM SHILLING	IN	9	2	228	444	51.35
3.	GERALD JANSEN	MO	9	2	213	440	48.41
4.	WALTER BRAKE	GA	7	4	210	440	47.73
5.	DONALD MARX	IA	7	4	205	440	46.59
6.	FRED BROWN	OH	6	5	185	440	42.05
7.	LOUIS GSCHWENDTNER	IL	5	6	212	444	47.75
8.	ROD TANNER	MI	5	6	189	440	42.95
9.	NOEL GUY	CA	4	7	181	440	41.14
10.	RON WEISS	PA	3	8	163	440	37.05
11.	DEWEY STORMS	VA	1	10	151	440	34.32
12.	PACER PACER		0	11	0	0	0.00

MENS DIVISION - GROUP F1

Pos	Name	ST	W	L	R	SP	%
1.	JAMES NORVILLE	MI	10	2	260	480	54.17
2.	ROBERT KLEYNEN	MA	10	3	269	520	51.73
3.	VEACHEL TUCKER	LA	9	3	243	480	50.63
4.	GARY CHALBERG	AZ	7	4	222	440	50.45
5.	BEARL BRUFFETT	IL	7	4	221	440	50.23
6.	MARVIN TWO CROW	TX	6	5	219	440	49.77
7.	JERRY BERCINI	PA	5	6	187	440	42.50
8.	JOHN TWEHUES	KY	4	7	176	440	40.00
9.	RICK GYORKOS	FL	3	8	160	440	36.36
10.	RON WILKINSON	MN	3	8	155	440	35.23
11.	HOWARD COX	KY	2	9	177	440	40.23
12.	JESSE STARWALT	IL	2	9	150	440	34.09

MENS DIVISION - GROUP E2

Pos	Name	ST	W	L	R	SP	%
1.	WILLIAM TEDRICK	MI	10	1	230	440	52.27
2.	BILL MASTERSON	MO	9	2	217	440	49.32
3.	JAMES HENDERSON	KY	8	3	233	444	52.48
4.	RUSS MARTIN	IA	8	3	217	444	48.87
5.	VAL EIKEL	MO	6	5	220	440	50.00
6.	BOB ROSA	NV	6	5	211	444	47.52
7.	CARL YORK	ME	6	5	190	440	43.18
8.	ROBERT HINKLE	IL	6	5	175	440	39.77
9.	LARRY GUIMOND	ME	4	7	199	440	45.23
10.	WILLIAM SMITH	LA	2	9	164	440	37.27
11.	PACER PACER		0	10	0	0	0.00
12.	PACER PACER		0	10	0	0	0.00

MENS DIVISION - GROUP F2


Pos	Name	ST	W	L	R	SP	%
1.	JOE PESCHKO	CT	10	2	221	480	46.04
2.	BILL McCLAIN	OH	9	3	259	480	53.96
3.	ARCHIE JONES	VT	8	3	195	440	44.32
4.	JAMES CONAWAY	AL	7	4	195	440	44.32
5.	DALE STEPHENSON	IN	6	5	200	440	45.45
6.	FRANK KALLAY	PA	6	5	181	444	40.77
7.	DALE HENRY	TX	6	5	166	440	37.73
8.	WAYNE HAMBY	IL	5	6	183	440	41.59
9.	KENNETH REID	IL	4	7	173	440	39.32
10.	GERALD FOSS	CA	3	8	194	444	43.69
11.	CHAD PAYNE	OH	2	9	138	440	31.36
12.	STANLEY BISBEE	ME	1	10	165	440	37.50

MENS DIVISION - GROUP E3


Pos	Name	ST	W	L	R	SP	%
1.	SAM RAYMOND	NH	11	0	231	440	52.50
2.	JOE BELCAVITCH	PA	8	3	220	440	50.00
3.	KENNETH JAEGER	WI	7	4	191	440	43.41
4.	THURMAN LOCKARD	OH	7	4	190	440	43.18
5.	PAUL McNALLY	CA	7	4	170	440	38.64
6.	BILL WHITLEY	KS	6	5	186	440	42.27
7.	BERNARD CARLEY	WI	5	6	186	440	42.27
8.	JERRY VOLZ	WI	5	6	177	440	40.23
9.	FLOYD HIX, JR.	VA	4	7	173	440	39.32
10.	LARRY HOLMES	NE	4	7	166	440	37.73
11.	RANDY HANKINS	KY	2	9	184	440	41.82
12.	PACER PACER		0	11	0	0	0.00

MENS DIVISION - GROUP F3

Pos	Name	ST	W	L	R	SP	%
1.	RAY WARD	TN	10	2	241	480	50.21
2.	BOBBY HOLLAND	AL	10	3	237	520	45.58
3.	DENNIS PRITCHARD	NY	9	3	223	480	46.46
4.	RICK HYTREK, JR.	WY	6	5	201	440	45.68
5.	FRANK HUDSON	MO	6	5	191	440	43.41
6.	ED CLARK	IN	6	5	185	440	42.05
7.	GERALD SENDELBACH	OH	6	5	161	440	36.59
8.	AIRL COFFEY	IN	5	6	169	440	38.41
9.	TERRY LIVELY	OH	5	6	163	440	37.05
10.	HERSCHEL WALTERS	IN	3	8	161	440	36.59
11.	BOYD STONEROCK	MI	2	9	148	440	33.64
12.	RICK BUTTERY	TX	0	11	106	440	24.09



G1 Howard Harrison, G2 Kenneth Guy



G3 Donald Wild



H1 Melvin Cooper, H2 Lynn John, H3 Gene Oleski

MENS DIVISION - GROUP G1

Pos	Name	ST	W	L	R	SP	%
1.	HOWARD HARRISON	IN	10	1	240	440	54.55
2.	JACK GRIFFITH	PA	9	2	183	440	41.59
3.	STERLING KING	GA	7	4	205	440	46.59
4.	ORVILLE McELROY	AL	7	4	183	448	40.85
5.	JIMMIE WILLARD	NC	7	4	167	440	37.95
6.	PHEN VEN	KS	5	6	194	452	42.92
7.	DALE SMITH	KY	5	6	180	440	40.91
8.	LYONAL CLODFELDER	CA	5	6	168	440	38.18
9.	JOHN WRIGHT	IL	4	7	177	440	40.23
10.	JIM CROCKETT	OK	3	8	173	440	39.32
11.	FRANK NOTO	LA	3	8	149	444	33.56
12.	ED BOWEN	IL	1	10	120	440	27.27

MENS DIVISION - GROUP H1

Pos	Name	ST	W	L	R	SP	%
1.	MELVIN COOPER	TN	9	2	192	440	43.64
2.	FRANK HALE	OH	8	3	199	440	45.23
3.	ROY LYONS	OH	8	3	195	440	44.32
4.	DONALD SAPUTA	CO	6	5	199	440	45.23
5.	RICHARD MILLER	MS	6	5	187	440	42.50
6.	DAVID EDENLOFF	MN	6	5	177	440	40.23
7.	JAMES BEYER	MN	6	5	168	440	38.18
8.	ALAN THOME	OH	4	7	185	440	42.05
9.	STAN KEMPER	KY	4	7	169	440	38.41
10.	WAYNE HENDERSON	MO	4	7	147	440	33.41
11.	SYLVESTER HAHN	IN	3	8	161	440	36.59
12.	DONALD BAILEY	IL	2	9	142	440	32.27

MENS DIVISION - GROUP G2

Pos	Name	ST	W	L	R	SP	%
1.	KENNETH GUY	OK	9	2	176	440	40.00
2.	HANK JESSEN	IL	8	3	198	440	45.00
3.	DEAN HENG	MN	8	3	181	440	41.14
4.	JOHN ATCHLEY	LA	7	4	187	440	42.50
5.	LYLE ANDERSON	ID	7	4	172	444	38.74
6.	JAMES SMITH	AR	5	6	173	440	39.32
7.	ROBERT McBRIDE	IN	5	6	153	444	34.46
8.	DAVID SHREVE	IL	5	6	147	440	33.41
9.	LOUIS BROCK	ID	4	7	170	440	38.64
10.	James Wright	IL	4	7	145	444	32.66
11.	RICHARD HANSEN	WI	2	9	145	448	32.37
12.	WILLIAM MISKELLA	CT	2	9	113	444	25.45

MENS DIVISION - GROUP H2

Pos	Name	ST	W	L	R	SP	%
1.	LYNN JOHN	UT	11	0	211	440	47.95
2.	JUNIOR BROWN	GA	7	4	177	440	40.23
3.	KEITH THOMPSON	CO	6	5	152	444	34.23
4.	DONALD HOGSETT	CO	5	6	163	440	37.05
5.	DICK KENNEY	NY	5	6	163	440	37.05
6.	WARREN KNIPPEL	WI	5	6	158	440	35.91
7.	RAYMOND SCHILF	MO	5	6	157	444	35.36
8.	RICHARD POTTER	KS	5	6	154	440	35.00
9.	EDGAR CROWE	IN	5	6	151	440	34.32
10.	PAUL BURKITT	OH	4	7	167	440	37.95
11.	LEWIS KENT	MO	4	7	147	440	33.41
12.	STAN GWIN	MO	4	7	135	440	30.68

MENS DIVISION - GROUP G3


Pos	Name	ST	W	L	R	SP	%
1.	DONALD WILD	CO	8	3	184	440	41.82
2.	CARL RITTNER	MO	7	4	191	440	43.41
3.	JIM GREGORY	MO	7	4	185	440	42.05
4.	BILL MARVIN	IL	7	4	185	440	42.05
5.	KEN LELIEVRE	MA	6	5	185	448	41.29
6.	TONY USEY	MS	6	5	176	440	40.00
7.	EDWARD EVANS	IL	6	5	175	440	39.77
8.	DAVID DAVIS	OK	5	6	190	452	42.04
9.	JAMES JACKSON	IA	4	7	181	440	41.14
10.	BOB CHAMPION	CO	4	7	155	440	35.23
11.	LARRY HARMON	OH	3	8	146	444	32.88
12.	MARVIN ELLERMAN	IL	3	8	142	440	32.27

MENS DIVISION - GROUP H3

Pos	Name	ST	W	L	R	SP	%
1.	GENE OLESKI	PA	8	3	180	440	40.91
2.	RICHARD KULA	LA	7	4	177	440	40.23
3.	FRED McNEELEY	WV	7	4	175	440	39.77
4.	KENNETH DRURY	ON	7	4	171	440	38.86
5.	CHARLES ALBERT	MS	6	5	180	440	40.91
6.	JAMES McDANIEL	IL	6	5	179	440	40.68
7.	FRED PIZARRO	KY	6	5	162	440	36.82
8.	FRANK ANNERL	UT	5	6	162	440	36.82
9.	JERRY MICHALEK	FL	5	6	160	440	36.36
10.	ANGELO VANRONI	IN	4	7	170	440	38.64
11.	GEORGE BLEHI	PA	4	7	143	440	32.50
12.	DONALD PEPPER	MI	1	10	132	440	30.00



11 Tom Hansen, 12 Frank Koehler



13 John Gillaspay



J1 John Luttrell, J2 Russ Hoppe, J3 Jerry Griggs

MENS DIVISION - GROUP I1

Pos	Name	ST	W	L	R	SP	%
1.	TOM HANSEN	WI	9	3	216	480	45.00
2.	RUDY BERACY	MI	8	4	210	480	43.75
3.	HOMER CAIN	OK	7	4	196	440	44.55
4.	RANDALL JOHNSON	KY	7	4	170	440	38.64
5.	RONALD CRAVEN	MO	6	5	173	440	39.32
6.	WILLIAM RYAN	CT	6	5	161	440	36.59
7.	PAUL DAVIS	AR	6	5	159	440	36.14
8.	DAN SANDERS	OH	5	6	172	440	39.09
9.	DEAN CAMPBELL	TX	5	6	164	440	37.27
10.	CHARLIE JONES	OH	5	6	162	440	36.82
11.	THOMAS SMOCK	IA	2	9	128	440	29.09
12.	CECIL BROWN	TX	1	10	141	440	32.05

MENS DIVISION - GROUP J1

Pos	Name	ST	W	L	R	SP	%
1.	JOHN LUTTRELL	GA	10	1	183	440	41.59
2.	KEN STEWART	LA	9	2	190	440	43.18
3.	JACOB DAVID	MN	8	3	207	440	47.05
4.	PAUL COLEMAN	KY	8	3	184	440	41.82
5.	HUTCH MAHAN	MN	6	5	193	440	43.86
6.	GEORGE THOME	OH	6	5	152	440	34.55
7.	MIKE SCHNEIDER	TX	5	6	160	440	36.36
8.	JOHN ROYAL	NC	4	7	162	440	36.82
9.	KENNETH MITCHELL	CT	4	7	151	440	34.32
10.	DEWAYNE MOODY	AR	2	9	146	440	33.18
11.	JERRY STEADHAM	TX	2	9	118	440	26.82
12.	CHARLES PARKER	IN	2	9	79	440	17.95

MENS DIVISION - GROUP I2

Pos	Name	ST	W	L	R	SP	%
1.	FRANK KOEHLER	IA	11	0	184	440	41.82
2.	JAMES STAIR	FL	9	2	143	444	32.21
3.	DANIEL LaFOND	IL	8	3	166	440	37.73
4.	WILLIAM NOURSE	IL	7	4	140	440	31.82
5.	RICHARD PISTOLE	MO	6	5	169	444	38.06
6.	WINFRED WILLARD	IL	5	6	160	444	36.04
7.	MELVIN LETCHER	IA	5	6	157	440	35.68
8.	CHARLES BRADLEY	LA	5	6	152	440	34.55
9.	CLIFTON JONES	NC	5	6	152	444	34.23
10.	JERRY SNEARY	LA	4	7	143	440	32.50
11.	PACER PACER		0	10	0	0	0.00
12.	PACER PACER		0	10	0	0	0.00

MENS DIVISION - GROUP J2


Pos	Name	ST	W	L	R	SP	%
1.	RUSS HOPPE	MN	9	2	156	440	35.45
2.	RICK HYTREK	WY	8	3	175	440	39.77
3.	CHARLES SMITH	IL	8	3	174	444	39.19
4.	EDGAR RIPPY	FL	6	3	160	440	36.36
5.	WILLIAM OSTROM	CO	7	4	164	440	37.27
6.	RONALD VOGEL	NJ	7	4	159	444	35.81
7.	OTTIE RENO	OH	7	4	138	444	31.08
8.	ROBERT MOULIN	FL	6	5	149	440	33.86
9.	THOMAS HALSEY	MI	3	8	119	440	27.05
10.	BILL TERRY	CA	2	9	109	440	24.77
11.	LARRY SUTTON	GA	1	10	48	164	29.27
12.	PACER PACER		0	11	0	0	0.00

MENS DIVISION - GROUP I3

Pos	Name	ST	W	L	R	SP	%
1.	JOHN GILLASPY	IN	9	2	173	444	38.96
2.	DENNIS DAVIS	IL	8	3	171	444	38.51
3.	THOMAS HARRIS	KS	7	4	179	440	40.68
4.	LESTER TALTON	GA	6	5	157	440	35.68
5.	COYCE ALLEN	TX	6	5	156	444	35.14
6.	WAYNE VANDERHEI	WI	6	5	154	440	35.00
7.	BASIL HUFFMAN	MS	6	5	154	444	34.68
8.	BLAIR WEIGEL	PA	5	6	143	440	32.50
9.	KENNETH BOYLES	PA	5	6	141	440	32.05
10.	RALPH SHARP	KY	4	7	157	440	35.68
11.	PAUL FEDERER	WI	3	8	160	440	36.36
12.	JOE RENNIE	CT	1	10	118	440	26.82

MENS DIVISION - GROUP J3

Pos	Name	ST	W	L	R	SP	%
1.	JERRY GRIGGS	MO	11	0	181	440	41.14
2.	KENNETH DAVISON	WI	9	2	171	440	38.86
3.	ROBERT LUDWIG	OH	8	3	181	440	41.14
4.	PAUL BERNARD	OH	8	3	165	440	37.50
5.	DONALD CLEMENS	MO	6	5	153	444	34.46
6.	BILL WALDRIP	TX	6	5	141	440	32.05
7.	LEW MAY	OH	5	6	131	440	29.77
8.	KENNETH CLARK	KY	4	7	130	440	29.55
9.	GREGG CRAVEN	MO	4	7	116	440	26.36
10.	ROLAND VonTHUN	IA	3	8	119	444	26.80
11.	GARY WOODS	LA	2	9	119	440	27.05
12.	PACER PACER	IL	0	11	0	0	0.00



K1 Dennis Cunningham



K2 Paul Sturges, K3 Frank Coombs



L1 Richard David, L2 Dalton Simmons, L3 Ed Thigpen

MENS DIVISION - GROUP K1

Pos	Name	ST	W	L	R	SP	%
1.	DENNIS CUNNINGHAM	IN	11	0	204	440	46.36
2.	BOB HARVEY	TX	8	3	142	440	32.27
3.	ROY SIDDENS	IL	7	4	180	440	40.91
4.	BILL BECKMAN	OH	6	5	151	440	34.32
5.	ROBERT LARSEN	IN	6	5	136	440	30.91
6.	DARRELL HUMPHRIES	GA	5	6	140	444	31.53
7.	LEROY WATKINS	IL	5	6	135	444	30.41
8.	JOSEPH BENEKY	IL	5	6	133	440	30.23
9.	BILL SCHMIDT	CA	5	6	133	444	29.95
10.	HAROLD LAWS	WI	3	8	125	440	28.41
11.	CLEMENT GOMEZ	LA	3	8	115	440	26.14
12.	ARTHUR SOLHEM	CT	2	9	140	444	31.53

MENS DIVISION - GROUP L1

Pos	Name	ST	W	L	R	SP	%
1.	RICHARD DAVID	MN	10	2	173	480	36.04
2.	CASEY SLUYS	CA	9	3	186	484	38.43
3.	BOB ALCOX	MO	9	3	184	484	38.02
4.	MIKE KLOSTER	MN	8	4	198	480	41.25
5.	BOB BLUMENHEIN	MO	8	4	174	480	36.25
6.	TERRY STERNBERG	WI	7	5	175	480	36.46
7.	BOB CUTRIGHT	MO	5	7	187	480	38.96
8.	ED BOWDEN	OH	5	7	159	480	33.13
9.	RUSSELL KESSELL	CA	5	7	157	484	32.44
10.	JIMMY HUDGINS	GA	4	8	155	480	32.29
11.	MEL BOOTHE	IN	3	9	148	480	30.83
12.	CHARLES GRECO	LA	3	9	129	480	26.88
13.	GARY DAVENPORT	IN	2	10	152	484	31.40
14.	BYE BYE		0	0	0	0	0.00

MENS DIVISION - GROUP K2

Pos	Name	ST	W	L	R	SP	%
1.	PAUL STURGES	KS	11	1	216	480	45.00
2.	DONALD HOOVER	GA	10	2	185	480	38.54
3.	RODNEY FAYARD	MS	8	3	182	440	41.36
4.	ROBERT ALBERT	FL	6	5	132	440	30.00
5.	GEORGE ECKSTROM	WI	6	5	127	444	28.60
6.	DONALD BORODY	ON	5	6	153	440	34.77
7.	RONALD FITZPATRICK	MI	5	6	145	440	32.95
8.	JAMES GEE	NY	5	6	137	440	31.14
9.	GENE NICHOLS	GA	4	7	119	440	27.05
10.	MICHAEL McLAIN	IN	3	8	121	444	27.25
11.	KEN SYKORA	MO	2	9	127	440	28.86
12.	RON TYYRI	WI	2	9	123	448	27.46

MENS DIVISION - GROUP L2


Pos	Name	ST	W	L	R	SP	%
1.	DALTON SIMMONS	IL	11	2	189	532	35.53
2.	STEVE OGLESBY	CA	10	3	198	532	37.22
3.	KENNITH PRIDY	OK	9	3	162	480	33.75
4.	EDWARD HORIE	HI	8	4	160	480	33.33
5.	KENNETH WALKER	MS	7	5	144	480	30.00
6.	EARL PAULSON	WI	6	6	171	480	35.63
7.	CURTIS PEACOCK	KY	6	6	152	480	31.67
8.	CHARLES KNOTTS	NM	5	7	157	484	32.44
9.	WESLEY ODLOZIL	TX	5	7	149	480	31.04
10.	RAYMOND KINORES	HI	5	7	141	484	29.13
11.	WINSTON HOLMES	TX	4	8	124	480	25.83
12.	HARVEY WOBBE	MO	2	10	120	480	25.00
13.	GILBERT TAIT	ON	1	11	105	480	21.88
14.	BYE BYE		0	0	0	0	0.00

MENS DIVISION - GROUP K3

Pos	Name	ST	W	L	R	SP	%
1.	FRANK COOMBS	NY	10	1	177	440	40.23
2.	ROBERT YAMNICKY	CT	9	2	147	440	33.41
3.	CHARLES MYERS	OH	8	3	153	440	34.77
4.	RICHARD ANDRYSIK	IL	8	3	149	440	33.86
5.	HARVEY WASHBURN	KS	7	4	130	440	29.55
6.	FRANK MERRILL	NE	6	5	135	448	30.13
7.	MARK JOHNSON	MI	4	7	138	444	31.08
8.	JAMES QUIST	WA	4	7	89	440	20.23
9.	VINCENT BOSARGE	MS	3	8	117	440	26.59
10.	FREDRICK SMITH	MO	3	8	111	440	25.23
11.	EMILE LANDRY	LA	3	8	108	444	24.32
12.	DAVID REDHAGE	MO	1	10	98	440	22.27

MENS DIVISION - GROUP L3

Pos	Name	ST	W	L	R	SP	%
1.	ED THIGPEN	TX	10	2	174	480	36.25
2.	WARD LUTZ	MN	9	3	179	480	37.29
3.	ROGER REINEBACH	IL	8	3	158	440	35.91
4.	RICHARD HASTINGS	MA	7	4	155	448	34.60
5.	JOHN FRANKLIN	FL	7	4	133	444	29.95
6.	DANNY SEASE	IA	7	4	127	444	28.60
7.	RANDY WORKMAN	TX	6	5	143	440	32.50
8.	LEONARD LARSON	IA	5	6	115	440	26.14
9.	LEE HENNINGER	CA	4	7	107	448	23.88
10.	CLAYTON WHIRLEY	IN	3	8	98	440	22.27
11.	MIKE WATKINS	AL	1	10	110	440	25.00
12.	PACER PACER		0	11	0	0	0.00



M1 Alvin Gunderson



M2 Howard Lane, M3 Reese Warden



N1 Dave Reynolds, N2 Dick Dixon, N3 James Farrey

MENS DIVISION - GROUP M1

Pos	Name	ST	W	L	R	SP	%
1.	ALVIN GUNDERSON	MN	9	2	150	444	33.78
2.	RUSSELL BURNS	WI	8	3	172	440	39.09
3.	JERRY CRAWFORD	OH	8	3	143	440	32.50
4.	HOWARD LUBBEN	GA	8	3	133	440	30.23
5.	KEVIN BUSSARD	LA	6	5	150	444	33.78
6.	RALPH YOST	MN	6	5	136	440	30.91
7.	MICHAEL STICKNEY	CT	5	6	129	440	29.32
8.	VIC GUIMOND	ME	4	7	119	440	27.05
9.	EUGENE CARTER	MO	4	7	115	440	26.14
10.	CLARENCE LOYD	KS	4	7	111	440	25.23
11.	WALLY PAGE	MS	2	9	130	440	29.55
12.	GLEN ROBECK	AZ	2	9	97	440	22.05

MENS DIVISION - GROUP N1

Pos	Name	ST	W	L	R	SP	%
1.	DAVID REYNOLDS	NY	11	0	184	440	41.82
2.	RAYMOND HUDGINS	GA	9	2	172	440	39.09
3.	JOHN KNAPP	OH	8	3	127	440	28.86
4.	CHARLES J FOWLER	MS	7	4	128	440	29.09
5.	JOHN GRAHAM	IN	6	5	115	440	26.14
6.	FRED PAGANO	CT	6	5	102	440	23.18
7.	KENNETH TERRIO	MA	5	6	133	452	29.42
8.	ROBERT WASHBURN	KS	5	6	112	440	25.45
9.	RICHARD PETTIT	MS	4	7	111	448	24.78
10.	JOSEPH KONVICKA	LA	3	8	81	440	18.41
11.	DAVID GAREN	OH	2	9	63	444	14.19
12.	PACER PACER		0	11	0	0	0.00

MENS DIVISION - GROUP M2

Pos	Name	ST	W	L	R	SP	%
1.	HOWARD LANE	MO	10	1	149	440	33.86
2.	RON HOPMAN	IL	9	2	148	440	33.64
3.	BILL CALHOUN	AL	8	3	135	444	30.41
4.	EARL WAGGY	VA	7	4	150	444	33.78
5.	GENE MC CUTCHEON	OH	7	4	114	440	25.91
6.	RON KISER	IN	5	6	117	440	26.59
7.	MARVIN WALLINGFORD	CA	5	6	117	444	26.35
8.	LEONARD LENTZ	MO	4	7	120	444	27.03
9.	WAYNE MARTINEZ	LA	4	7	79	440	17.95
10.	ROY HOFFMANN	LA	3	8	104	440	23.64
11.	ARTHUR ROMERO	CO	2	9	109	440	24.77
12.	MARVIN GRUBB	FL	2	9	83	440	18.86

MENS DIVISION - GROUP N2


Pos	Name	ST	W	L	R	SP	%
1.	DICK DIXON	KS	8	3	166	440	37.73
2.	MARK ELLIS	TX	7	4	140	440	31.82
3.	MARTY BALDONADO	NM	7	4	139	440	31.59
4.	HENRY FLINN	TX	7	4	125	444	28.15
5.	CHARLES ZABEL	CA	7	4	119	440	27.05
6.	RON BUBLIK	MS	6	5	104	444	23.42
7.	LEO WANNER	CA	6	5	97	440	22.05
8.	JAMES NEWTON	SD	5	6	81	440	18.41
9.	BENNIE UNDERWOOD	TX	4	7	106	440	24.09
10.	DOYLE PAULEY	MS	4	7	99	440	22.50
11.	MIKE ARSENAULT	TX	3	8	105	444	23.65
12.	FRANK ATTARDO	LA	2	9	102	444	22.97

MENS DIVISION - GROUP M3

Pos	Name	ST	W	L	R	SP	%
1.	REESE WARDEN	MO	9	2	165	440	37.50
2.	WALLER HUFFMAN	MO	8	3	159	440	36.14
3.	TED LOVEJOY	OH	8	3	147	440	33.41
4.	LARRY GLASS	OH	8	3	137	440	31.14
5.	LYLE SAMUELSON	MO	7	4	128	440	29.09
6.	THEODORE KING	MS	6	5	142	444	31.98
7.	ALLEN PISCIOTTA	LA	6	5	118	440	26.82
8.	GEORGE KING	IL	5	6	125	440	28.41
9.	BOB DURHAM	TN	4	7	135	444	30.41
10.	JOHN GRAY	MS	3	8	115	440	26.14
11.	BOB PAYNE	OH	2	9	89	440	20.23
12.	PACER PACER	FL	0	11	0	0	0.00

MENS DIVISION - GROUP N3

Pos	Name	ST	W	L	R	SP	%
1.	JAMES FARREY	CT	9	2	119	444	26.80
2.	ROBERT HOPKINS	NE	8	3	110	444	24.77
3.	WAYNE MINNICK	AZ	7	4	109	440	24.77
4.	JAMES KORTE	IL	7	4	103	444	23.20
5.	HENRY ZEISSE	WI	7	4	100	440	22.73
6.	JEAN HEBERT	LA	6	5	118	440	26.82
7.	ROB DUNNAM	TX	6	5	104	440	23.64
8.	GENE STORK	MS	5	6	93	444	20.95
9.	RICHARD KILBERT	OH	4	7	89	440	20.23
10.	ORVILLE SMALLWOOD	KY	3	8	102	440	23.18
11.	BILLY GARNER	MO	2	9	99	444	22.30
12.	FRED HARMON	KS	2	9	92	444	20.72



01 Eugene Hix



02 Jed Kropp, 03 Bob Ledet



P1 Richard Schmidt, P2 Tom Steinke, P3 Billy Fitzgerald

MENS DIVISION - GROUP 01

Pos Name	ST	W	L	R	SP	%
1.EUGENE HIX	VA	11	2	162	520	31.15
2.SENECA FERGUSON	IL	9	3	146	480	30.42
3.ZAN NELSON	OK	9	3	129	480	26.88
4.JIM TATE	MO	8	3	110	440	25.00
5.GERALD BARNES	MS	6	5	98	440	22.27
6.WAYNE ZIMMERMAN	KS	5	6	98	440	22.27
7.RALPH MORGAN	MS	5	6	96	440	21.82
8.TOM KOCH	LA	5	6	69	440	15.68
9.HAROLD HARGET	DE	4	7	96	440	21.82
10.WALT WOJCIECHOWSKI	IL	4	7	87	440	19.77
11.WAYNE FRANZEN	WI	2	9	80	440	18.18
12.JOHN WILSON	LA	0	11	62	440	14.09

MENS DIVISION - GROUP P1

Pos Name	ST	W	L	R	SP	%
1.RICHARD SCHMIDT	MO	11	2	184	520	35.38
2.JERRY WALTON	MS	9	4	116	520	22.31
3.RICHARD ESPITEE	CT	8	3	115	440	26.14
4.FRANK RIPPETO	AR	7	4	102	440	23.18
5.HAROLD SCHOTT	MS	7	4	89	440	20.23
6.GERALD ELLIOTT	KY	6	5	114	440	25.91
7.JERRY SHIFFLETT	VA	6	5	100	440	22.73
8.GENE FREESE	LA	5	6	101	440	22.95
9.R.E. BRUSTER	MS	4	7	76	440	17.27
10.HENRY ALLEN	OH	2	9	72	440	16.36
11.TIM RUTHERFORD	LA	3	8	98	440	22.27
12.PACER PACFR		0	11	0	0	0.00

MENS DIVISION - GROUP 02

Pos Name	ST	W	L	R	SP	%
1.JED KROPP	MS	10	1	155	440	35.23
2.DONALD CONKLIN	CO	9	2	139	440	31.59
3.RONNIE HARWELL	MS	8	3	114	444	25.68
4.IRV KING	MO	7	4	115	440	26.14
5.NORMAN HATTER	KY	7	4	102	440	23.18
6.ROBERT WEGMAN	IL	7	4	101	440	22.95
7.HOWELL IVESTER	GA	6	5	94	448	20.98
8.JAMES MORTINGER	KS	5	6	97	440	22.05
9.EARL SIMLER	IL	3	8	100	440	22.73
10.ROY JAMISON	MS	3	8	68	440	15.45
11.BOB ROTACH	LA	1	10	81	444	18.24
12.PACER PACER		0	11	0	0	0.00

MENS DIVISION - GROUP P2


Pos Name	ST	W	L	R	SP	%
1.TOM STEINKE	WI	9	3	136	480	28.33
2.VERNON ROSENBERRY	IA	9	4	119	520	22.88
3.ALLEN BAPTIST	CO	8	4	105	480	21.88
4.DAVE HAUFF	OH	7	4	98	440	22.27
5.RALPH SHERMAN	MS	7	4	73	440	16.59
6.BILL HENDRICKS	WA	6	5	110	440	25.00
7.B. J. HALL	LA	4	7	111	440	25.23
8.SAL BASCO	GA	4	7	98	440	22.27
9.TERRY SEARS	IN	4	7	81	440	18.41
10.TIM WARDEN	MO	4	7	61	440	13.86
11.LEO WASER	MO	3	8	90	440	20.45
12.WILLIAM WEAVER	IA	3	8	63	440	14.32

MENS DIVISION - GROUP 03

Pos Name	ST	W	L	R	SP	%
1.ROBERT LEDET	LA	10	1	152	440	34.55
2.LINDSEY SWANN	NC	9	2	150	440	34.09
3.SCOTT WILLIAMS	MS	9	2	122	440	27.73
4.ARLIE REINWALD	MO	7	4	114	444	25.68
5.AL KOSTELAC	KS	7	4	111	440	25.23
6.HAROLD BARKER	IA	7	4	105	440	23.86
7.BRADY CRAVEN	MO	6	5	110	444	24.77
8.JERRY SHIFFLETT SR	VA	5	6	73	440	16.59
9.GENE GILVIN	KY	3	8	46	440	10.45
10.JOE SYMS	MS	2	9	68	440	15.45
11.PACER PACER		0	10	0	0	0.00
12.PACER PACER		0	10	0	0	0.00

MENS DIVISION - GROUP P3


Pos Name	ST	W	L	R	SP	%
1.BILLY FITZGERALD	MN	10	1	104	440	23.64
2.KARL CLARK	LA	9	2	105	440	23.86
3.CLAYTON BUSHMAN	OH	8	3	62	440	14.09
4.WALTER WLOCH	MA	7	4	102	440	23.18
5.AL LUTHENS	MN	7	4	87	440	19.77
6.ROSS HENDRICKSON	IL	6	5	89	440	20.23
7.DICK SHEEAN	IN	5	6	80	440	18.18
8.ALBERT BREAUX	LA	4	7	76	440	17.27
9.TOM SCRUGGS	LA	3	8	65	440	14.77
10.GEORGE KUFFER	WI	3	8	49	440	11.14
11.GERARD HARRIS	PA	2	9	54	440	12.27
12.GLENN JAMIESON	CA	2	9	46	440	10.45



Q1 Inge Byrkjeland



Q2 Barry Seyer, Q3 Danny Holland



R1 John Press

MENS DIVISION - GROUP Q1

Pos Name	ST	W	L	R	SP	%
1. INGE BYRKJELAND	NR	11	0	112	440	25.45
2. RALPH ZEISSE	WI	9	2	73	440	16.59
3. MICHAEL UHER	MS	8	3	88	440	20.00
4. FRANK HASENHUETTL	MS	8	3	59	440	13.41
5. FRANK RYAN	MA	7	4	90	440	20.45
6. JERRY MADDOX	LA	6	5	63	440	14.32
7. SPECK HORNER	MS	5	6	55	440	12.50
8. KARL WEGNER	WI	4	7	50	440	11.36
9. DONALD WENDLER	TX	3	8	48	440	10.91
10. JIM LEETHAN	ON	3	8	43	440	9.77
11. LARRY LEMOINE	LA	2	9	26	440	5.91
12. PACER PACER	KS	0	11	0	0	0.00

MENS DIVISION - GROUP Q3

Pos Name	ST	W	L	R	SP	%
1. DANNY HOLLAND	MS	11	0	103	440	23.41
2. CLIFF MCCAIN	LA	9	2	105	440	23.86
3. CLIFF MCCAIN JR	LA	7	4	96	440	21.82
4. ROLAND CHAMBLESS	MS	7	4	84	440	19.09
5. LARRY DEAROLF	MS	7	4	80	440	18.18
6. JERRY GODSEY	MS	6	5	51	444	11.49
7. BOB BOURGEOIS	LA	5	6	69	440	15.68
8. ROBERT HOGAN	LA	5	6	52	440	11.82
9. MATT HAZEN	MS	5	6	52	444	11.71
10. DANIEL SCHROEDER	MS	2	9	59	440	13.41
11. MICHAEL CLARK	MS	2	9	46	444	10.36
12. PACER PACER		0	11	0	0	0.00

MENS DIVISION - GROUP Q2

Pos Name	ST	W	L	R	SP	%
1. BARRY SEYER	OH	10	1	100	440	22.73
2. WAYNE MAUER	LA	8	3	105	440	23.86
3. JIM SMITH	GA	7	4	92	440	20.91
4. JOHN NORMAN	LA	6	5	78	440	17.73
5. JOHN ATCHLEY	LA	6	5	73	444	16.44
6. LANDRY CAMARDELLE	LA	6	5	62	440	14.09
7. WILLIE HARMON	KS	6	5	59	444	13.29
8. TERRY SNELBAKER	MS	5	6	77	440	17.50
9. AL COOK	LA	5	6	54	440	12.27
10. ALBERT SCHLIEM	WI	4	7	57	440	12.95
11. AL SANDHAM	GA	3	8	53	448	11.83
12. BOB HELPHENSTINE	TX	0	11	46	448	10.27

MENS DIVISION - GROUP R1

Pos Name	ST	W	L	R	SP	%
1. JOHN PRESS	IL	11	1	95	480	19.79
2. JIM PARSONS	MS	11	2	88	520	16.92
3. PAUL DOUGLAS	MS	10	2	72	480	15.00
4. ALBERT CARVALHO	MS	7	4	56	440	12.73
5. EDWIN JACQUET	MS	7	4	46	440	10.45
6. JOE MORTINGER	KS	6	5	54	440	12.27
7. TOMMY BARDWELL	MS	6	5	39	440	8.86
8. JOSEPH LAVIGNE	LA	4	7	36	440	8.18
9. LESLIE BARRIS	LA	3	8	26	440	5.91
10. RICHARD TATAR	MS	2	9	21	240	8.75
11. CHARLES FOWLER	MS	1	10	20	440	4.55
12. PACER PACER		0	11	0	0	0.00

Intermediate Men's Division

INTERMEDIATE MENS DIVISION - CHAMPIONSHIP CLASS

Pos	Name	ST	W	L	R	SP	%
1.	ED ARIONUS	TX	10	2	426	606	70.30
2.	KENNETH POGUE	MO	9	3	361	556	64.93
3.	LARRY MORTON	GA	8	3	333	514	64.79
4.	BOB GRAHAM	TX	8	3	331	548	60.40
5.	LEONARD LIPOVSKY	MN	7	4	375	590	63.56
6.	JOHN BROWN	OH	6	5	353	560	63.04
7.	CLARENCE DIXSON	PA	6	5	318	544	58.46
8.	MARVIN KRAMER	IL	4	7	320	552	57.97
9.	WILF DONALD	AB	4	7	283	538	52.60
10.	DON JOHNSON	FL	2	9	281	554	50.72
11.	GERRY KAHLE	AR	2	9	230	474	48.52
12.	JACK EDWARDS	AZ	1	10	254	508	50.00

INTERMEDIATE MENS DIVISION - CHAMPIONSHIP CLASS

1 ED ARIONUS-TX

OPPONENT'S NAME	SCORE	R	SP	%
1 JACK EDWARDS-AZ	40 / 4	35	42	83.3
2 GERRY KAHLE-AR	40 / 11	20	30	66.7
3 BOB GRAHAM-TX	40 / 18	32	46	69.6
4 DON JOHNSON-FL	40 / 17	30	42	71.4
5 WILF DONALD-AB	23 / 40	34	58	58.6
6 CLARENCE DIXSON-PA	40 / 18	36	52	69.2
7 MARVIN KRAMER-IL	40 / 30	34	58	58.6
8 JOHN BROWN-OH	42 / 26	44	54	81.5
9 LEONARD LIPOVSKY-MN	34 / 42	47	66	71.2
10 LARRY MORTON-GA	40 / 19	34	48	70.8
11 KENNETH POGUE-MO	40 / 25	41	56	73.2
12 KENNETH POGUE-MO	42 / 24	39	54	72.2

WINS - 10 LOSSES - 2 POINTS - 461 426 606 70.3

3 LARRY MORTON-GA

OPPONENT'S NAME	SCORE	R	SP	%
1 BOB GRAHAM-TX	41 / 35	28	46	60.9
2 DON JOHNSON-FL	45 / 28	34	56	60.7
3 WILF DONALD-AB	40 / 18	31	46	67.4
4 CLARENCE DIXSON-PA	43 / 20	26	44	59.1
5 JACK EDWARDS-AZ	40 / 0	18	24	75.0
6 GERRY KAHLE-AR	42 / 8	28	36	77.8
7 JOHN BROWN-OH	40 / 34	36	52	69.2
8 LEONARD LIPOVSKY-MN	36 / 45	50	78	64.1
9 KENNETH POGUE-MO	34 / 41	30	56	53.6
10 ED ARIONUS-TX	19 / 40	26	48	54.2
11 MARVIN KRAMER-IL	41 / 0	26	28	92.9

WINS - 8 LOSSES - 3 POINTS - 421 333 514 64.8



CHAMPION Ed Arionus

2 KENNETH POGUE-MO

OPPONENT'S NAME	SCORE	R	SP	%
1 GERRY KAHLE-AR	40 / 8	29	40	72.5
2 BOB GRAHAM-TX	16 / 40	28	48	58.3
3 DON JOHNSON-FL	42 / 17	37	52	71.2
4 WILF DONALD-AB	40 / 6	21	28	75.0
5 CLARENCE DIXSON-PA	40 / 17	32	42	76.2
6 JACK EDWARDS-AZ	44 / 14	26	40	65.0
7 LEONARD LIPOVSKY-MN	43 / 22	29	44	65.9
8 MARVIN KRAMER-IL	40 / 18	25	42	59.5
9 LARRY MORTON-GA	41 / 34	33	56	58.9
10 JOHN BROWN-OH	42 / 31	31	54	57.4
11 ED ARIONUS-TX	25 / 40	37	56	66.1
12 ED ARIONUS-TX	24 / 42	33	54	61.1

WINS - 9 LOSSES - 3 POINTS - 437 361 556 64.9

4 BOB GRAHAM-TX

OPPONENT'S NAME	SCORE	R	SP	%
1 LARRY MORTON-GA	35 / 41	25	46	54.3
2 KENNETH POGUE-MO	40 / 16	34	48	70.8
3 ED ARIONUS-TX	18 / 40	25	46	54.3
4 MARVIN KRAMER-IL	42 / 38	40	66	60.6
5 JOHN BROWN-OH	34 / 42	31	60	51.7
6 LEONARD LIPOVSKY-MN	43 / 37	34	58	58.6
7 WILF DONALD-AB	40 / 9	22	34	64.7
8 DON JOHNSON-FL	40 / 7	22	30	73.3
9 CLARENCE DIXSON-PA	43 / 38	37	68	54.4
10 JACK EDWARDS-AZ	41 / 9	30	44	68.2
11 GERRY KAHLE-AR	42 / 22	31	48	64.6

WINS - 8 LOSSES - 3 POINTS - 418 331 548 60.4

5 LEONARD LIPOVSKY-MN

OPPONENT'S NAME	SCORE	R	SP	%
1 DON JOHNSON-FL	42 / 29	27	48	56.3
2 WILF DONALD-AB	40 / 16	30	44	68.2
3 CLARENCE DIXSON-PA	23 / 45	30	50	60.0
4 JACK EDWARDS-AZ	45 / 17	35	50	70.0
5 GERRY KAHLE-AR	41 / 21	36	50	72.0
6 BOB GRAHAM-TX	37 / 43	35	58	60.3
7 KENNETH POGUE-MO	22 / 43	23	44	52.3
8 LARRY MORTON-GA	45 / 36	54	78	69.2
9 ED ARIONUS-TX	42 / 34	49	66	74.2
10 MARVIN KRAMER-IL	42 / 37	40	66	60.6
11 JOHN BROWN-OH	10 / 42	16	36	44.4

WINS - 7 LOSSES - 4 POINTS - 389 375 590 63.6

7 CLARENCE DIXSON-PA

1 MARVIN KRAMER-IL	20 / 41	24	46	52.2
2 JOHN BROWN-OH	40 / 27	36	58	62.1
3 LEONARD LIPOVSKY-MN	45 / 23	37	50	74.0
4 LARRY MORTON-GA	20 / 43	19	44	43.2
5 KENNETH POGUE-MO	17 / 40	24	42	57.1
6 ED ARIONUS-TX	18 / 40	28	52	53.8
7 JACK EDWARDS-AZ	40 / 16	30	42	71.4
8 GERRY KAHLE-AR	41 / 13	22	34	64.7
9 BOB GRAHAM-TX	38 / 43	35	68	51.5
10 DON JOHNSON-FL	42 / 27	32	52	61.5
11 WILF DONALD-AB	40 / 29	31	56	55.4

WINS - 6 LOSSES - 5 POINTS - 361 318 544 58.5

9 WILF DONALD-AB

1 JOHN BROWN-OH	43 / 27	33	52	63.5
2 LEONARD LIPOVSKY-MN	16 / 40	22	44	50.0
3 LARRY MORTON-GA	18 / 40	24	46	52.2
4 KENNETH POGUE-MO	6 / 40	11	28	39.3
5 ED ARIONUS-TX	40 / 23	40	58	69.0
6 MARVIN KRAMER-IL	24 / 43	26	54	48.1
7 BOB GRAHAM-TX	9 / 40	12	34	35.3
8 JACK EDWARDS-AZ	40 / 36	35	66	53.0
9 DON JOHNSON-FL	31 / 40	25	54	46.3
10 GERRY KAHLE-AR	40 / 22	26	46	56.5
11 CLARENCE DIXSON-PA	29 / 40	29	56	51.8

WINS - 4 LOSSES - 7 POINTS - 296 283 538 52.6

11 GERRY KAHLE-AR

OPPONENT'S NAME	SCORE	R	SP	%
1 KENNETH POGUE-MO	8 / 40	19	40	47.5
2 ED ARIONUS-TX	11 / 40	10	30	33.3
3 MARVIN KRAMER-IL	40 / 36	29	56	51.8
4 JOHN BROWN-OH	4 / 40	14	34	41.2
5 LEONARD LIPOVSKY-MN	21 / 41	29	50	58.0
6 LARRY MORTON-GA	8 / 42	16	36	44.4
7 DON JOHNSON-FL	35 / 42	31	56	55.4
8 CLARENCE DIXSON-PA	13 / 41	13	34	38.2
9 JACK EDWARDS-AZ	40 / 17	28	44	63.6
10 WILF DONALD-AB	22 / 40	18	46	39.1
11 BOB GRAHAM-TX	22 / 42	23	48	47.9

WINS - 2 LOSSES - 9 POINTS - 224 230 474 48.5

6 JOHN BROWN-OH

OPPONENT'S NAME	SCORE	R	SP	%
1 WILF DONALD-AB	27 / 43	29	52	55.8
2 CLARENCE DIXSON-PA	27 / 40	31	58	53.4
3 JACK EDWARDS-AZ	42 / 23	45	62	72.6
4 GERRY KAHLE-AR	40 / 4	25	34	73.5
5 BOB GRAHAM-TX	42 / 34	36	60	60.0
6 DON JOHNSON-FL	42 / 36	30	52	57.7
7 LARRY MORTON-GA	34 / 40	33	52	63.5
8 ED ARIONUS-TX	26 / 42	38	54	70.4
9 MARVIN KRAMER-IL	41 / 35	30	46	65.2
10 KENNETH POGUE-MO	31 / 42	30	54	55.6
11 LEONARD LIPOVSKY-MN	42 / 10	26	36	72.2

WINS - 6 LOSSES - 5 POINTS - 394 353 560 63.0

8 MARVIN KRAMER-IL

1 CLARENCE DIXSON-PA	41 / 20	30	46	65.2
2 JACK EDWARDS-AZ	40 / 9	23	36	63.9
3 GERRY KAHLE-AR	36 / 40	29	56	51.8
4 BOB GRAHAM-TX	38 / 42	41	66	62.1
5 DON JOHNSON-FL	42 / 27	34	54	63.0
6 WILF DONALD-AB	43 / 24	31	54	57.4
7 ED ARIONUS-TX	30 / 40	32	58	55.2
8 KENNETH POGUE-MO	18 / 40	20	42	47.6
9 JOHN BROWN-OH	35 / 41	28	46	60.9
10 LEONARD LIPOVSKY-MN	37 / 42	39	66	59.1
11 LARRY MORTON-GA	0 / 41	13	28	46.4

WINS - 4 LOSSES - 7 POINTS - 360 320 552 58.0

10 DON JOHNSON-FL

1 LEONARD LIPOVSKY-MN	29 / 42	22	48	45.8
2 LARRY MORTON-GA	28 / 45	27	56	48.2
3 KENNETH POGUE-MO	17 / 42	29	52	55.8
4 ED ARIONUS-TX	17 / 40	21	42	50.0
5 MARVIN KRAMER-IL	27 / 42	29	54	53.7
6 JOHN BROWN-OH	36 / 42	28	52	53.8
7 GERRY KAHLE-AR	42 / 35	32	56	57.1
8 BOB GRAHAM-TX	7 / 40	12	30	40.0
9 WILF DONALD-AB	40 / 31	24	54	44.4
10 CLARENCE DIXSON-PA	27 / 42	28	52	53.8
11 JACK EDWARDS-AZ	31 / 41	29	58	50.0

WINS - 2 LOSSES - 9 POINTS - 301 281 554 50.7


12 JACK EDWARDS-AZ

OPPONENT'S NAME	SCORE	R	SP	%
1 ED ARIONUS-TX	4 / 40	24	42	57.1
2 MARVIN KRAMER-IL	9 / 40	14	36	38.9
3 JOHN BROWN-OH	23 / 42	40	62	64.5
4 LEONARD LIPOVSKY-MN	17 / 45	25	50	50.0
5 LARRY MORTON-GA	0 / 40	6	24	25.0
6 KENNETH POGUE-MO	14 / 44	17	40	42.5
7 CLARENCE DIXSON-PA	16 / 40	21	42	50.0
8 WILF DONALD-AB	36 / 40	32	66	48.5
9 GERRY KAHLE-AR	17 / 40	22	44	50.0
10 BOB GRAHAM-TX	9 / 41	22	44	50.0
11 DON JOHNSON-FL	41 / 31	31	58	53.4

WINS - 1 LOSSES - 10 POINTS - 186 254 508 50.0



Interm. A Wally Srenaski



Interm. B Edward Bell

INTERMEDIATE MENS DIVISION - GROUP A

Pos Name	ST	W	L	R	SP	%
1.WALLY SRENASKI	WI	7	2	182	360	50.56
2.EARL WINSTON	MO	6	3	154	360	42.78
3.JERRY ZIGRANG	TX	6	3	127	364	34.89
4.JAMES BROWERE	FL	5	4	173	360	48.06
5.MYRON FLANN	MN	5	4	169	360	46.94
6.ROY ROBERTSON	MA	5	4	140	360	38.89
7.PETER BALKUS	FL	5	4	131	364	35.99
8.BILL LITTERAL	KY	3	6	147	360	40.83
9.RAMON MORGAN	CO	3	6	121	360	33.61
10.PACER PACER	ON	0	9	0	0	0.00

INTERMEDIATE MENS DIVISION - GROUP B

Pos Name	ST	W	L	R	SP	%
1.EDWARD BELL	IL	9	3	185	484	38.22
2.ROBERT SHARP	IN	9	4	170	528	32.20
3.PETER BALKUS	FL	8	4	176	480	36.67
4.DONALD BARODY	ON	7	4	169	440	38.41
5.RAYMON MORGAN	CO	7	4	155	440	35.23
6.GEORGE ALLGOOD	UT	7	4	139	440	31.59
7.ROBERT PLUCKEBAUM	IL	6	5	148	444	33.33
8.BOB BELDON	OK	5	6	143	440	32.50
9.ROBERT PROHASKA	IN	4	7	113	440	25.68
10.DAVE ROBINSON	TN	4	7	105	440	23.86
11.MARVIN LIPPERT	TX	2	9	94	440	21.36
12.BART SARGENT	MA	0	11	49	320	15.31


COMBINED GROUPS I1-- THRU I3--

Pos Name	ST	Grp	W	L	R	SP	%
1.ED ARIONUS	TX	I3--	7	0	253	350	72.29
2.KENNETH POGUE	MO	I3--	6	1	232	350	66.29
3.LARRY MORTON	GA	I2--	7	0	226	350	64.57
4.LEONARD LIPOVSKY	MN	I1--	6	1	217	350	62.00
5.JOHN BROWN	OH	I2--	6	1	211	350	60.29
6.MARVIN KRAMER	IL	I3--	5	2	207	350	59.14
7.CLARENCE DIXSON	PA	I2--	5	2	202	350	57.71
8.WILF DONALD	AB	I3--	4	3	197	350	56.29
9.DON JOHNSON	FL	I1--	5	2	194	350	55.43
10.BOB GRAHAM	TX	I1--	6	1	187	350	53.43
11.GERRY KAHLE	AR	I1--	5	2	185	350	52.86
12.JACK EDWARDS	AZ	I2--	3	4	181	350	51.71
13.JAMES BROWERE	FL	I3--	3	4	180	350	51.43
14.MYRON FLANN	MN	I1--	2	5	169	350	48.29
15.EARL WINSTON	MO	I1--	3	4	167	350	47.71
16.BILL LITTERAL	KY	I2--	1	6	155	350	44.29
17.WALLY SRENASKI	WI	I2--	4	3	154	350	44.00
18.RAMON MORGAN	CO	I1--	1	6	137	350	39.14
19.JERRY ZIGRANG	TX	I3--	2	5	129	350	36.86
20.PETER BALKUS	FL	I2--	2	5	122	350	34.86
21.ROY ROBERTSON	MA	I1--	0	7	122	350	34.86
22.DONALD BARODRY	ON	I3--	1	6	104	350	29.71
23.pacer pacer		I2--	0	7	0	0	0.00
24.pacer pacer		I3--	0	7	0	0	0.00

Senior Men's Division

SENIOR MENS DIVISION - CHAMPIONSHIP CLASS

Pos	Name	ST	W	L	R	SP	%
1.	CARL STEINFELDT	FL	10	1	441	606	72.77
2.	RAYMOND HILL	MI	9	2	345	542	63.65
3.	AL ZADROGA	PA	7	4	373	560	66.61
4.	HOWARD WEITZEL	SK	6	5	401	606	66.17
5.	MARVIN REHEIS	KS	6	5	366	590	62.03
6.	KARL VAN SANT	IN	5	6	456	648	70.37
7.	DAN BESHORE	PA	5	6	358	548	65.33
8.	WALT ROBINSON	CA	5	6	339	554	61.19
9.	CASEY DANNER	PA	4	7	272	480	56.67
10.	LAWRENCE MILLER	OH	3	8	370	606	61.06
11.	JESSE HOBBS	KS	3	8	332	548	60.58
12.	CURLEY SEIBOLD	IN	3	8	329	568	57.92



CHAMPION Carl Steinfeldt

SENIOR MENS DIVISION - CHAMPIONSHIP CLASS

1 CARL STEINFELDT-FL

OPPONENT'S NAME	SCORE	R	SP	%
1 CASEY DANNER-PA	42 / 15	31	44	70.5
2 JESSE HOBBS-KS	40 / 13	42	54	77.8
3 WALT ROBINSON-CA	40 / 35	48	62	77.4
4 DAN BESHORE-PA	43 / 17	39	54	72.2
5 MARVIN REHEIS-KS	40 / 26	34	50	68.0
6 CURLEY SEIBOLD-IN	40 / 32	45	62	72.6
7 KARL VAN SANT-IN	40 / 24	45	60	75.0
8 RAYMOND HILL-MI	42 / 2	27	36	75.0
9 HOWARD WEITZEL-SK	41 / 34	46	64	71.9
10 LAWRENCE MILLER-OH	41 / 24	41	56	73.2
11 AL ZADROGA-PA	15 / 40	43	64	67.2

WINS - 10 LOSSES - 1 POINTS - 424 441 606 72.8

3 AL ZADROGA-PA

OPPONENT'S NAME	SCORE	R	SP	%
1 JESSE HOBBS-KS	42 / 1	18	22	81.8
2 WALT ROBINSON-CA	42 / 11	26	36	72.2
3 DAN BESHORE-PA	40 / 29	42	66	63.6
4 MARVIN REHEIS-KS	35 / 40	45	70	64.3
5 CURLEY SEIBOLD-IN	41 / 12	30	46	65.2
6 CASEY DANNER-PA	41 / 23	30	46	65.2
7 RAYMOND HILL-MI	16 / 41	28	52	53.8
8 HOWARD WEITZEL-SK	42 / 18	31	46	67.4
9 LAWRENCE MILLER-OH	24 / 40	30	50	60.0
10 KARL VAN SANT-IN	38 / 40	43	62	69.4
11 CARL STEINFELDT-FL	40 / 15	50	64	78.1

WINS - 7 LOSSES - 4 POINTS - 401 373 560 66.6

2 RAYMOND HILL-MI

OPPONENT'S NAME	SCORE	R	SP	%
1 CURLEY SEIBOLD-IN	40 / 30	38	60	63.3
2 CASEY DANNER-PA	44 / 23	24	40	60.0
3 JESSE HOBBS-KS	41 / 37	44	70	62.9
4 WALT ROBINSON-CA	44 / 8	26	34	76.5
5 DAN BESHORE-PA	17 / 40	21	38	55.3
6 MARVIN REHEIS-KS	40 / 31	37	54	68.5
7 AL ZADROGA-PA	41 / 16	36	52	69.2
8 CARL STEINFELDT-FL	2 / 42	15	36	41.7
9 KARL VAN SANT-IN	41 / 36	49	68	72.1
10 HOWARD WEITZEL-SK	40 / 14	26	38	68.4
11 LAWRENCE MILLER-OH	42 / 33	29	52	55.8

WINS - 9 LOSSES - 2 POINTS - 392 345 542 63.7

4 HOWARD WEITZEL-SK

OPPONENT'S NAME	SCORE	R	SP	%
1 DAN BESHORE-PA	40 / 13	37	46	80.4
2 MARVIN REHEIS-KS	38 / 42	50	76	65.8
3 CURLEY SEIBOLD-IN	43 / 33	29	50	58.0
4 CASEY DANNER-PA	44 / 13	29	42	69.0
5 JESSE HOBBS-KS	41 / 28	41	62	66.1
6 WALT ROBINSON-CA	17 / 41	37	56	66.1
7 LAWRENCE MILLER-OH	41 / 19	35	48	72.9
8 AL ZADROGA-PA	18 / 42	25	46	54.3
9 CARL STEINFELDT-FL	34 / 41	45	64	70.3
10 RAYMOND HILL-MI	14 / 40	18	38	47.4
11 KARL VAN SANT-IN	45 / 32	55	78	70.5

WINS - 6 LOSSES - 5 POINTS - 375 401 606 66.2

5 MARVIN REHEIS-KS

OPPONENT'S NAME	SCORE	R	SP	%
1 KARL VAN SANT-IN	11 / 45	44	64	68.8
2 HOWARD WEITZEL-SK	42 / 38	50	76	65.8
3 LAWRENCE MILLER-OH	41 / 30	34	54	63.0
4 AL ZADROGA-PA	40 / 35	44	70	62.9
5 CARL STEINFELDT-FL	26 / 40	28	50	56.0
6 RAYMOND HILL-MI	31 / 40	32	54	59.3
7 CASEY DANNER-PA	0 / 42	8	26	30.8
8 WALT ROBINSON-CA	37 / 41	28	52	53.8
9 DAN BESHORE-PA	41 / 19	32	46	69.6
10 JESSE HOBBS-KS	41 / 33	36	52	69.2
11 CURLEY SEIBOLD-IN	44 / 27	30	46	65.2

WINS - 6 LOSSES - 5 POINTS - 354 366 590 62.0

7 DAN BESHORE-PA

1 HOWARD WEITZEL-SK	13 / 40	28	46	60.9
2 LAWRENCE MILLER-OH	32 / 41	37	56	66.1
3 AL ZADROGA-PA	29 / 40	39	66	59.1
4 CARL STEINFELDT-FL	17 / 43	30	54	55.6
5 RAYMOND HILL-MI	40 / 17	29	38	76.3
6 KARL VAN SANT-IN	40 / 17	36	48	75.0
7 WALT ROBINSON-CA	42 / 20	33	46	71.7
8 JESSE HOBBS-KS	42 / 21	43	58	74.1
9 MARVIN REHEIS-KS	19 / 41	26	46	56.5
10 CURLEY SEIBOLD-IN	40 / 26	29	44	65.9
11 CASEY DANNER-PA	31 / 41	28	46	60.9

WINS - 5 LOSSES - 6 POINTS - 345 358 548 65.3

9 CASEY DANNER-PA

1 CARL STEINFELDT-FL	15 / 42	21	44	47.7
2 RAYMOND HILL-MI	23 / 44	18	40	45.0
3 KARL VAN SANT-IN	6 / 40	11	26	42.3
4 HOWARD WEITZEL-SK	13 / 44	19	42	45.2
5 LAWRENCE MILLER-OH	41 / 35	44	70	62.9
6 AL ZADROGA-PA	23 / 41	22	46	47.8
7 MARVIN REHEIS-KS	42 / 0	20	26	76.9
8 CURLEY SEIBOLD-IN	27 / 40	36	60	60.0
9 JESSE HOBBS-KS	42 / 9	28	34	82.4
10 WALT ROBINSON-CA	18 / 41	22	46	47.8
11 DAN BESHORE-PA	41 / 31	31	46	67.4

WINS - 4 LOSSES - 7 POINTS - 291 272 480 56.7

11 JESSE HOBBS-KS

1 AL ZADROGA-PA	1 / 42	4	22	18.2
2 CARL STEINFELDT-FL	13 / 40	33	54	61.1
3 RAYMOND HILL-MI	37 / 41	42	70	60.0
4 KARL VAN SANT-IN	45 / 35	42	62	67.7
5 HOWARD WEITZEL-SK	28 / 41	37	62	59.7
6 LAWRENCE MILLER-OH	41 / 2	33	38	86.8
7 CURLEY SEIBOLD-IN	27 / 40	25	48	52.1
8 DAN BESHORE-PA	21 / 42	36	58	62.1
9 CASEY DANNER-PA	9 / 42	18	34	52.9
10 MARVIN REHEIS-KS	33 / 41	33	52	63.5
11 WALT ROBINSON-CA	45 / 31	29	48	60.4

WINS - 3 LOSSES - 8 POINTS - 300 332 548 60.6

6 KARL VAN SANT-IN

OPPONENT'S NAME	SCORE	R	SP	%
1 MARVIN REHEIS-KS	45 / 11	55	64	85.9
2 CURLEY SEIBOLD-IN	40 / 15	37	48	77.1
3 CASEY DANNER-PA	40 / 6	22	26	84.6
4 JESSE HOBBS-KS	35 / 45	39	62	62.9
5 WALT ROBINSON-CA	39 / 41	46	66	69.7
6 DAN BESHORE-PA	17 / 40	29	48	60.4
7 CARL STEINFELDT-FL	24 / 40	38	60	63.3
8 LAWRENCE MILLER-OH	41 / 28	46	66	69.7
9 RAYMOND HILL-MI	36 / 41	48	68	70.6
10 AL ZADROGA-PA	40 / 38	45	62	72.6
11 HOWARD WEITZEL-SK	32 / 45	51	78	65.4

WINS - 5 LOSSES - 6 POINTS - 389 456 648 70.4

8 WALT ROBINSON-CA

1 LAWRENCE MILLER-OH	40 / 32	40	60	66.7
2 AL ZADROGA-PA	11 / 42	16	36	44.4
3 CARL STEINFELDT-FL	35 / 40	46	62	74.2
4 RAYMOND HILL-MI	8 / 44	14	34	41.2
5 KARL VAN SANT-IN	41 / 39	47	66	71.2
6 HOWARD WEITZEL-SK	41 / 17	44	56	78.6
7 DAN BESHORE-PA	20 / 42	24	46	52.2
8 MARVIN REHEIS-KS	41 / 37	29	52	55.8
9 CURLEY SEIBOLD-IN	18 / 42	26	48	54.2
10 CASEY DANNER-PA	41 / 18	29	46	63.0
11 JESSE HOBBS-KS	31 / 45	24	48	50.0

WINS - 5 LOSSES - 6 POINTS - 327 339 554 61.2

10 LAWRENCE MILLER-OH


1 WALT ROBINSON-CA	32 / 40	37	60	61.7
2 DAN BESHORE-PA	41 / 32	40	56	71.4
3 MARVIN REHEIS-KS	30 / 41	31	54	57.4
4 CURLEY SEIBOLD-IN	40 / 19	39	56	69.6
5 CASEY DANNER-PA	35 / 41	43	70	61.4
6 JESSE HOBBS-KS	2 / 41	20	38	52.6
7 HOWARD WEITZEL-SK	19 / 41	27	48	56.3
8 KARL VAN SANT-IN	28 / 41	39	66	59.1
9 AL ZADROGA-PA	40 / 24	34	50	68.0
10 CARL STEINFELDT-FL	24 / 41	34	56	60.7
11 RAYMOND HILL-MI	33 / 42	26	52	50.0

WINS - 3 LOSSES - 8 POINTS - 324 370 606 61.1

12 CURLEY SEIBOLD-IN

1 RAYMOND HILL-MI	30 / 40	35	60	58.3
2 KARL VAN SANT-IN	15 / 40	27	48	56.3
3 HOWARD WEITZEL-SK	33 / 43	24	50	48.0
4 LAWRENCE MILLER-OH	19 / 40	33	56	58.9
5 AL ZADROGA-PA	12 / 41	21	46	45.7
6 CARL STEINFELDT-FL	32 / 40	41	62	66.1
7 JESSE HOBBS-KS	40 / 27	26	48	54.2
8 CASEY DANNER-PA	40 / 27	39	60	65.0
9 WALT ROBINSON-CA	42 / 18	34	48	70.8
10 DAN BESHORE-PA	26 / 40	24	44	54.5
11 MARVIN REHEIS-KS	27 / 44	25	46	54.3

WINS - 3 LOSSES - 8 POINTS - 316 329 568 57.9



Sr. A Angelo Cieslak



Sr. B Jesse Hobbs, Sr. C John Kozik



Sr. D Walter Busse, Sr. E Melvin Bray, Sr. F Elmer Breuer

SENIOR MENS DIVISION - GROUP A

Pos Name	ST	W	L	R	SP	%
1. ANGELO CIESLAK	MA	8	3	266	440	60.45
2. VERNON BELL	KS	7	4	263	444	59.23
3. GLEN HOPPES	IN	7	4	246	440	55.91
4. FRANK JONES	TN	7	4	247	444	55.63
5. EDWARD RISLEY	NY	6	5	237	444	53.38
6. HAROLD DARNOLD	IA	6	5	225	452	49.78
7. JOHN AKERS	WV	6	5	212	444	47.75
8. MAX ROSENBERRY	OH	5	6	248	440	56.36
9. JACK ADAMS	SK	4	7	231	440	52.50
10. JOHN KOZZK	NY	4	7	228	444	51.35
11. FLOYD BARTLEY	MI	3	8	232	440	52.73
12. JOHN THOMAS	NJ	3	8	223	440	50.68

SENIOR MENS DIVISION - GROUP D

Pos Name	ST	W	L	R	SP	%
1. WALTER BUSSE	MN	8	3	191	440	43.41
2. JOSEPH RINEHART	PA	7	4	173	440	39.32
3. ROBERT REESE	OK	7	4	168	440	38.18
4. JACK SWYERS	PA	6	5	185	440	42.05
5. LAWRENCE ROBBINS	IL	6	5	173	440	39.32
6. GEORGE WILFON	NV	6	5	169	440	38.41
7. DONALD WILCOX	NY	6	5	170	444	38.29
8. CHARLES NORRIS	IL	6	5	165	448	36.83
9. HOWARD COCHRAN	KS	5	6	180	440	40.91
10. WILLIAM WARREN	FL	4	7	176	440	40.00
11. ROBERT SCHUCK	NM	3	8	141	440	32.05
12. EDWARD SENGER	FL	2	9	123	444	27.70

SENIOR MENS DIVISION - GROUP B

Pos Name	ST	W	L	R	SP	%
1. JESSE HOBBS	KS	11	0	290	440	65.91
2. MARVIN REHEIS	KS	10	1	272	440	61.82
3. ANGELO CIESLAK	MA	9	2	261	440	59.32
4. JACK ADAMS	SK	6	5	241	440	54.77
5. MAX ROSEBERRY	OH	6	5	230	440	52.27
6. CLAUDE SHANNAHAN	MI	6	5	225	440	51.14
7. WALTER DEUSTER	FL	6	5	203	440	46.14
8. GORDON MILLER	OH	5	6	210	440	47.73
9. NELLO STORTINI	CT	4	7	223	440	50.68
10. PACER PACER		0	9	0	0	0.00
11. PACER PACER		0	9	0	0	0.00
12. PACER PACER		0	9	0	0	0.00

SENIOR MENS DIVISION - GROUP E

Pos Name	ST	W	L	R	SP	%
1. MELVIN BRAY	KS	11	1	204	480	42.50
2. STERLING TITE	OH	10	2	194	492	39.43
3. FRANK LAWLOR	NY	8	3	178	440	40.45
4. WALLY SHIPLEY	CA	7	4	151	444	34.01
5. JIM HUDSON	IA	6	5	147	440	33.41
6. RUSS GROOMS	NE	5	6	167	444	37.61
7. JOHN IMHOF	NY	5	6	151	444	34.01
8. EDWARD QUIGLEY	NJ	4	7	127	444	28.60
9. ANDY COPE	GA	3	8	153	440	34.77
10. REX WOOD	MI	3	8	141	440	32.05
11. RICHARD WARREN	FL	3	8	140	452	30.97
12. WILLIAM SMITH	FL	2	9	112	440	25.45

SENIOR MENS DIVISION - GROUP C

Pos Name	ST	W	L	R	SP	%
1. JOHN KOZIK	NY	10	1	239	440	54.32
2. EDWARD RISLEY	NY	9	2	249	440	56.59
3. VERNARD BELL	KS	7	4	238	440	54.09
4. STEPHEN POWERS	OH	7	4	232	448	51.79
5. JOHN AKERS	WV	6	5	237	440	53.86
6. BEN FIELDS	MS	6	5	213	440	48.41
7. PETE HARRIS	FL	6	5	199	440	45.23
8. JOHN THOMAS	NJ	4	7	242	440	55.00
9. ELDON BRYANT	IL	4	7	191	448	42.63
10. CURT BESTUL	WI	4	7	167	440	37.95
11. BIDDY GOODWIN	LA	2	9	207	452	45.80
12. RAYMOND CRAIG	IL	1	10	185	452	40.93

SENIOR MENS DIVISION - GROUP F

Pos Name	ST	W	L	R	SP	%
1. ELMER BREUER	MO	10	2	148	484	30.58
2. LLOYD OLSON	IA	9	3	131	480	27.29
3. WILLIAM CRUDO	CT	8	3	117	444	26.35
4. KEITH DOONAN	IL	8	3	111	440	25.23
5. ORVAL COXEN	ON	8	3	100	444	22.52
6. HENRY CARMICHAEL	TX	7	4	134	440	30.45
7. J. D. KIDD	AL	4	7	117	440	26.59
8. FRANK OBERMEYER	ON	4	7	118	444	26.58
9. CLAUD BRAY	AR	4	7	107	440	24.32
10. WILLIAM HILDEBRAND	WI	3	8	103	440	23.41
11. ROY HEYDEN	CA	2	9	47	440	10.68
12. PACER PACER		0	11	0	0	0.00

COMBINED GROUPS S1-- THRU S3--

Pos	Name	ST	Grp	W	L	R	SP	%
1.	HOWARD WEITZEL	SK	S1--	5	2	242	350	69.14
2.	KARL VAN SANT	IN	S2--	6	1	241	350	68.86
3.	RAYMOND HILL	MI	S3--	6	1	238	350	68.00
4.	CARL STEINFELDT	FL	S1--	5+	1+	238	350	68.00
5.	AL ZADROGA	PA	S3--	6	1	236	350	67.43
6.	LAWRENCE MILLER	OH	S2--	6	1	231	350	66.00
7.	WALT ROBINSON	CA	S1--	4+	2+	219	350	62.57
8.	JESSE HABBS	KS	S3--	4	3	217	350	62.00
9.	CASEY DANNER	PA	S3--	3	4	217	350	62.00
10.	CURLEY SEIBOLD	IN	S2--	4	3	214	350	61.14
11.	MARVIN REHEIS	KS	S3--	3	4	211	350	60.29
12.	DAN BESHORE	PA	S3--	5	2	210	350	60.00
13.	GLEN HOPPES	IN	S1--	3+	3+	209	350	59.71
14.	EDWARD RISLEY	NY	S1--	5+	1+	204	350	58.29
15.	ANGELO CIESLAK	MA	S2--	4	3	200	350	57.14
16.	FRANK JONES	TN	S2--	4	3	199	350	56.86
17.	MAX ROSENBERRY	OH	S1--	2	5	195	350	55.71
18.	HAROLD DARNOLD	IA	S1--	1	6	189	350	54.00
19.	FLOYD BARTLEY	MI	S2--	3	4	186	350	53.14
20.	JOHN THOMAS	NJ	S1--	1	6	179	350	51.14
21.	VERNON BELL	KS	S3--	1	6	178	350	50.86
22.	JACK ADAMS	SK	S2--	1	6	173	350	49.43
23.	JOHN AKERS	WV	S2--	0	7	160	350	45.71
24.	JOHN KOZZK	NY	S3--	0	7	150	350	42.86

Elder Men's 40 Foot Division

ELDER MENS '40' FOOT DIVISION - CHAMPIONSHIP CLASS

Pos	Name	ST	W	L	R	SP	%
1.	WILLARD NAPIER	CA	5	0	187	282	66.31
2.	FRANCIS WHITE	PA	3	2	156	246	63.41
3.	RALPH MAYLAHN	WI	3	2	186	294	63.27
4.	ELMER SWARTZ	FL	3	2	143	270	52.96
5.	EDWIN MILLER	OH	1	4	125	250	50.00
6.	OWEN EWELL	KS	0	5	121	250	48.40

ELDER MENS '40' FOOT DIVISION - CHAMPIONSHIP CLASS

1 WILLARD NAPIER-CA

OPPONENT'S NAME	SCORE	R	SP	%
1 OWEN EWELL-KS	41 / 27	30	54	55.6
2 EDWIN MILLER-OH	40 / 28	41	58	70.7
3 ELMER SWARTZ-FL	40 / 16	36	52	69.2
4 RALPH MAYLAHN-WI	43 / 36	46	70	65.7
5 FRANCIS WHITE-PA	44 / 20	34	48	70.8

WINS - 5 LOSSES - 0 POINTS - 208 187 282 66.3



CHAMPION Willard Napier

2 FRANCIS WHITE-PA

OPPONENT'S NAME	SCORE	R	SP	%
1 ELMER SWARTZ-FL	44 / 11	23	34	67.6
2 OWEN EWELL-KS	42 / 12	27	36	75.0
3 RALPH MAYLAHN-WI	39 / 43	52	80	65.0
4 EDWIN MILLER-OH	44 / 25	27	48	56.3
5 WILLARD NAPIER-CA	20 / 44	27	48	56.3

WINS - 3 LOSSES - 2 POINTS - 189 156 246 63.4

4 ELMER SWARTZ-FL

1 FRANCIS WHITE-PA	11 / 44	13	34	38.2
2 RALPH MAYLAHN-WI	43 / 29	37	62	59.7
3 WILLARD NAPIER-CA	16 / 40	30	52	57.7
4 OWEN EWELL-KS	40 / 23	35	62	56.5
5 EDWIN MILLER-OH	42 / 29	28	60	46.7

WINS - 3 LOSSES - 2 POINTS - 152 143 270 53.0

3 RALPH MAYLAHN-WI

OPPONENT'S NAME	SCORE	R	SP	%
1 EDWIN MILLER-OH	41 / 5	28	34	82.4
2 ELMER SWARTZ-FL	29 / 43	33	62	53.2
3 FRANCIS WHITE-PA	43 / 39	53	80	66.3
4 WILLARD NAPIER-CA	36 / 43	43	70	61.4
5 OWEN EWELL-KS	42 / 16	29	48	60.4

WINS - 3 LOSSES - 2 POINTS - 191 186 294 63.3

5 EDWIN MILLER-OH

1 RALPH MAYLAHN-WI	5 / 41	16	34	47.1
2 WILLARD NAPIER-CA	28 / 40	38	58	65.5
3 OWEN EWELL-KS	41 / 30	26	50	52.0
4 FRANCIS WHITE-PA	25 / 44	22	48	45.8
5 ELMER SWARTZ-FL	29 / 42	23	60	38.3

WINS - 1 LOSSES - 4 POINTS - 128 125 250 50.0

6 OWEN EWELL-KS

1 WILLARD NAPIER-CA	27 / 41	28	54	51.9
2 FRANCIS WHITE-PA	12 / 42	18	36	50.0
3 EDWIN MILLER-OH	30 / 41	23	50	46.0
4 ELMER SWARTZ-FL	23 / 40	31	62	50.0
5 RALPH MAYLAHN-WI	16 / 42	21	48	43.8


WINS - 0 LOSSES - 5 POINTS - 108 121 250 48.4

ELDER MENS '40' FOOT DIVISION - GROUP A

Pos Name	ST	W	L	R	SP	%
1. DOYLE MAIKRANZ	IN	4	1	91	200	45.50
2. JACK SUTTON	IL	3	2	90	200	45.00
3. FRANK HIENDELMAYR	OH	3	2	89	200	44.50
4. LESTER ROSE	OH	2	3	105	200	52.50
5. WOODY WILSON	IA	2	3	101	200	50.50
6. FRED LAVETT	CA	1	4	73	200	36.50




40' Elder A Doyle Maikranz



40' Elder B Owen Ewell

ELDER MENS '40' FOOT DIVISION - GROUP B

Pos Name	ST	W	L	R	SP	%
1. OWEN EWELL	KS	7	0	147	280	52.50
2. DOYLE MAIKRANZ	IN	6	1	130	280	46.43
3. ELMER SWARTZ	FL	5	2	140	280	50.00
4. BOB STOWE	AL	4	3	120	280	42.86
5. VERDUN NICHOLAS	UT	3	4	114	280	40.71
6. ROBERT McDONALD	FL	2	5	100	280	35.71
7. JOHN NICODENUS	KS	1	6	80	240	33.33
8. pacer pacer		0	7	0	0	0.00



40' Elder C Edward Koenig

ELDER MENS '40' FOOT DIVISION - GROUP C

Pos Name	ST	W	L	R	SP	%
1. EDWARD KOENIG	SD	7	0	96	280	34.29
2. JOHN EGGLESTON	MO	6	1	114	280	40.71
3. GLEN MOULDER	GA	5	2	89	280	31.79
4. NORM CLARK	WI	4	3	75	280	26.79
5. J. R. MONTROSS	NE	3	4	63	280	22.50
6. JOHN BEHARRY	OH	2	5	58	280	20.71
7. pacer pacer		0	6	0	0	0.00
8. pacer pacer		0	6	0	0	0.00

COMBINED GROUPS 41-- THRU 42--

Pos	Name	ST	Grp	W	L	R	SP	%
1.	FRANCIS WHITE	PA	42--	5	0	157	250	62.80
2.	WILLARD NAPIER	CA	41--	5	0	151	250	60.40
3.	RALPH MAYLAHN	WI	42--	4	1	141	250	56.40
4.	EDWIN MILLER	OH	41--	3	2	135	250	54.00
5.	OWEN EWELL	KS	42--	3	2	127	250	50.80
6.	ELMER SWARTZ	FL	41--	2	3	122	250	48.80
7.	WOODY WILSON	IA	41--	2	3	119	250	47.60
8.	LESTER ROSE	OH	41--	2	3	118	250	47.20
9.	FRANK HIENDELMAYR	OH	42--	1	4	111	250	44.40
10.	DOYLE MAIKRANZ	IN	42--	2	3	110	250	44.00
11.	JACK SUTTON	IL	41--	1	4	104	250	41.60
12.	FRED LAVETT	CA	42--	0	5	85	250	34.00

Elder Men's 30 Foot Division

ELDER MENS '30' FOOT DIVISION - CHAMPIONSHIP CLASS

Pos	Name	ST	W	L	R	SP	%
1.	RUSS LOBUZZETTA	FL	5	1	222	340	65.29
2.	CHARLES ROSSELL	MT	4	2	171	288	59.38
3.	HENRY HOSTETLER	OH	3	2	141	206	68.45
4.	ROY SMITH	KS	2	3	176	262	67.18
5.	FRANCIS NOCKERTS	KY	2	3	158	266	59.40
6.	ERVIN PETERSON	NE	0	5	88	214	41.12

ELDER MENS '30' FOOT DIVISION - CHAMPIONSHIP CLASS

1 RUSS LOBUZZETTA-FL

1	ROY SMITH-KS	40 / 36	51	74	68.9
2	FRANCIS NOCKERTS-KY	41 / 19	38	52	73.1
3	CHARLES ROSSELL-MT	32 / 40	38	62	61.3
4	HENRY HOSTETLER-OH	40 / 26	27	44	61.4
5	ERVIN PETERSON-NE	42 / 19	32	48	66.7
6	CHARLES ROSSELL-MT	41 / 29	36	60	60.0

WINS - 5 LOSSES - 1 POINTS - 236 222 340 65.3

2 CHARLES ROSSELL-MT

1	FRANCIS NOCKERTS-KY	40 / 31	30	54	55.6
2	HENRY HOSTETLER-OH	8 / 41	12	30	40.0
3	RUSS LOBUZZETTA-FL	40 / 32	41	62	66.1
4	ERVIN PETERSON-NE	42 / 13	27	44	61.4
5	ROY SMITH-KS	40 / 15	29	38	76.3
6	RUSS LOBUZZETTA-FL	29 / 41	32	60	53.3

WINS - 4 LOSSES - 2 POINTS - 199 171 288 59.4

3 HENRY HOSTETLER-OH


1	ERVIN PETERSON-NE	42 / 3	21	34	61.8
2	CHARLES ROSSELL-MT	41 / 8	23	30	76.7
3	ROY SMITH-KS	24 / 41	34	52	65.4
4	RUSS LOBUZZETTA-FL	26 / 40	23	44	52.3
5	FRANCIS NOCKERTS-KY	41 / 3	40	46	87.0

WINS - 3 LOSSES - 2 POINTS - 174 141 206 68.4

4 ROY SMITH-KS

OPPONENT'S NAME	SCORE	R	SP	%	
1	RUSS LOBUZZETTA-FL	36 / 40	50	74	67.6
2	ERVIN PETERSON-NE	42 / 7	28	36	77.8
3	HENRY HOSTETLER-OH	41 / 24	38	52	73.1
4	FRANCIS NOCKERTS-KY	26 / 40	39	62	62.9
5	CHARLES ROSSELL-MT	15 / 40	21	38	55.3

WINS - 2 LOSSES - 3 POINTS - 160 176 262 67.2



CHAMPION Russ Lobuzzetta

5 FRANCIS NOCKERTS-KY

OPPONENT'S NAME	SCORE	R	SP	%
1 CHARLES ROSSELL-MT	31 / 40	27	54	50.0
2 RUSS LOBUZZETTA-FL	19 / 41	30	52	57.7
3 ERVIN PETERSON-NE	42 / 25	30	52	57.7
4 ROY SMITH-KS	40 / 26	44	62	71.0
5 HENRY HOSTETLER-OH	3 / 41	27	46	58.7

WINS - 2 LOSSES - 3 POINTS - 135 158 266 59.4

6 ERVIN PETERSON-NE

OPPONENT'S NAME	SCORE	R	SP	%
1 HENRY HOSTETLER-OH	3 / 42	9	34	26.5
2 ROY SMITH-KS	7 / 42	16	36	44.4
3 FRANCIS NOCKERTS-KY	25 / 42	22	52	42.3
4 CHARLES ROSSELL-MT	13 / 42	17	44	38.6
5 RUSS LOBUZZETTA-FL	19 / 42	24	48	50.0


WINS - 0 LOSSES - 5 POINTS - 67 88 214 41.1

ELDER MENS '30' FOOT DIVISION - GROUP A

Pos	Name	ST	W	L	R	SP	%
1.	ALBERT MORRIS	MI	4	1	96	200	48.00
2.	GEORGE BERCINI	PA	3	2	85	200	42.50
3.	JOE MORGAN	FL	2	3	102	200	51.00
4.	OMAR BLACKETER	KY	2	3	98	200	49.00
5.	WALTER HOUSE	FL	2	3	90	200	45.00
6.	PAUL SCHEUB	FL	2	3	89	200	44.50




30' Elder A Albert Morris



30' Elder B George Bercini

ELDER MENS '30' FOOT DIVISION - GROUP B

Pos	Name	ST	W	L	R	SP	%
1.	GEORGE BERCINI	PA	7	2	174	360	48.33
2.	EDWARD SCHULTZ	MI	6	3	172	360	47.78
3.	ERVIN PETERSON	NE	5	3	153	320	47.81
4.	HERBERT MCCOSKEY	IN	5	3	136	320	42.50
5.	CARL TURNER	OK	4	4	147	320	45.94
6.	HERMAN ANDERSON	MN	4	4	113	320	35.31
7.	WILLIAM REH	KS	3	5	133	320	41.56
8.	WILLIAM PAUL	MO	2	6	122	320	38.13
9.	BILL WENDT	IL	1	7	107	320	33.44
10.	BYE BYE		0	0	0	0	0.00



30' Elder C Wilbur Hodgson

ELDER MENS '30' FOOT DIVISION - GROUP C

Pos	Name	ST	W	L	R	SP	%
1.	WILBUR HODGSON	MO	6	1	117	280	41.79
2.	CLYDE HEWETT	ME	5	2	105	280	37.50
3.	DANIEL THACKE	NV	5	2	94	280	33.57
4.	JESSE LEONARD	AZ	4	3	110	280	39.29
5.	ARNOLD CARLBERG	MN	4	3	104	280	37.14
6.	AL FRATTARE	NY	2	5	64	280	22.86
7.	O.A. LINDSEY	AL	1	6	73	280	26.07
8.	WILLIAM MORGAN	LA	1	6	54	280	19.29


COMBINED GROUPS 31-- THRU 32--

Pos	Name	ST	Grp	W	L	R	SP	%
1.	HENRY HOSTETLER	OH	31--	3	2	181	250	72.40
2.	FRANCIS NOCKERTS	KY	31--	4	1	161	250	64.40
3.	ROY SMITH	KS	31--	4	1	160	250	64.00
4.	RUSS LOBUZZETTA	FL	32--	5	0	159	250	63.60
5.	CHARLES ROSSELL	MT	31--	2	3	149	250	59.60
6.	ERVIN PETERSON	NE	31--	1	4	136	250	54.40
7.	WALTER HOUSE	FL	31--	1	4	132	250	52.80
8.	PAUL SCHEUB	FL	32--	3	2	129	250	51.60
9.	GEORGE BERCINI	PA	32--	2	3	117	250	46.80
10.	OMAR BLACKETER	KY	32--	2	3	116	250	46.40
11.	ALBERT MORRIS	MI	32--	0	5	114	250	45.60
12.	JOE MORGAN	FL	32--	3	2	101	250	40.40

Junior Boys' Division

JUNIOR BOYS DIVISION - CHAMPIONSHIP CLASS

Pos	Name	ST	W	L	R	SP	%
1.	JIM WALTERS	OH	11	0	414	488	84.84
2.	VORN VEN	KS	10	1	446	552	80.80
3.	RONNIE MEREDITH	KY	9	2	469	596	78.69
4.	JEFF POUTANEN	MI	7	4	420	566	74.20
5.	JOHN WALTERS	OH	7	4	427	584	73.12
6.	MARK MAUTHE	WI	6	5	317	514	61.67
7.	TIM HYTREK	WY	5	6	313	526	59.51
8.	DOUG MACHA	TX	4	7	281	490	57.35
9.	KARL HIX	VA	3	8	213	446	47.76
10.	LIONEL McMAHAN	MN	2	9	270	498	54.22
11.	DONNIE IRBY	LA	2	9	246	502	49.00
12.	DAVID CARLEY	WI	0	11	132	370	35.68



CHAMPION Jim Walters

JUNIOR BOYS DIVISION - CHAMPIONSHIP CLASS

1 JIM WALTERS-OH

OPPONENT'S NAME	SCORE	R	SP	%
1 DAVID CARLEY-WI	43 / 3	20	22	90.9
2 KARL HIX-VA	40 / 0	27	28	96.4
3 DONNIE IRBY-LA	40 / 12	33	42	78.6
4 LIONEL McMAHAN-MN	45 / 10	43	48	89.6
5 TIM HYTREK-WY	41 / 21	36	48	75.0
6 DOUG MACHA-TX	42 / 6	23	28	82.1
7 MARK MAUTHE-WI	42 / 6	41	44	93.2
8 JOHN WALTERS-OH	40 / 0	28	30	93.3
9 JEFF POUTANEN-MI	41 / 24	46	56	82.1
10 VORN VEN-KS	41 / 19	56	68	82.4
11 RONNIE MEREDITH-KY	40 / 36	61	74	82.4

WINS - 11 LOSSES - 0 POINTS - 455 414 488 84.8

3 RONNIE MEREDITH-KY

OPPONENT'S NAME	SCORE	R	SP	%
1 KARL HIX-VA	41 / 0	30	34	88.2
2 DONNIE IRBY-LA	41 / 8	26	36	72.2
3 LIONEL McMAHAN-MN	41 / 11	28	36	77.8
4 TIM HYTREK-WY	44 / 15	28	38	73.7
5 DOUG MACHA-TX	41 / 28	45	62	72.6
6 DAVID CARLEY-WI	42 / 6	24	32	75.0
7 JEFF POUTANEN-MI	40 / 39	67	88	76.1
8 MARK MAUTHE-WI	42 / 31	53	64	82.8
9 VORN VEN-KS	32 / 40	64	82	78.0
10 JOHN WALTERS-OH	41 / 8	44	50	88.0
11 JIM WALTERS-OH	36 / 40	60	74	81.1

WINS - 9 LOSSES - 2 POINTS - 441 469 596 78.7

2 VORN VEN-KS

OPPONENT'S NAME	SCORE	R	SP	%
1 DONNIE IRBY-LA	40 / 2	22	26	84.6
2 LIONEL McMAHAN-MN	40 / 0	26	28	92.9
3 TIM HYTREK-WY	40 / 27	36	50	72.0
4 DOUG MACHA-TX	41 / 7	37	44	84.1
5 DAVID CARLEY-WI	41 / 2	19	24	79.2
6 KARL HIX-VA	40 / 4	32	36	88.9
7 JOHN WALTERS-OH	41 / 31	65	78	83.3
8 JEFF POUTANEN-MI	40 / 30	61	74	82.4
9 RONNIE MEREDITH-KY	40 / 32	67	82	81.7
10 JIM WALTERS-OH	19 / 41	48	68	70.6
11 MARK MAUTHE-WI	42 / 15	33	42	78.6

WINS - 10 LOSSES - 1 POINTS - 424 446 552 80.8

4 JEFF POUTANEN-MI

OPPONENT'S NAME	SCORE	R	SP	%
1 LIONEL McMAHAN-MN	41 / 6	34	44	77.3
2 TIM HYTREK-WY	40 / 6	28	34	82.4
3 DOUG MACHA-TX	30 / 42	28	50	56.0
4 DAVID CARLEY-WI	41 / 4	24	30	80.0
5 KARL HIX-VA	42 / 17	31	44	70.5
6 DONNIE IRBY-LA	41 / 25	30	44	68.2
7 RONNIE MEREDITH-KY	39 / 40	67	88	76.1
8 VORN VEN-KS	30 / 40	57	74	77.0
9 JIM WALTERS-OH	24 / 41	41	56	73.2
10 MARK MAUTHE-WI	41 / 6	17	24	70.8
11 JOHN WALTERS-OH	42 / 35	63	78	80.8

WINS - 7 LOSSES - 4 POINTS - 411 420 566 74.2

5 JOHN WALTERS-OH

OPPONENT'S NAME	SCORE	R	SP	%
1 TIM HYTREK-WY	40 / 32	56	74	75.7
2 DOUG MACHA-TX	44 / 3	29	32	90.6
3 DAVID CARLEY-WI	42 / 17	36	48	75.0
4 KARL HIX-VA	43 / 12	25	36	69.4
5 DONNIE IRBY-LA	41 / 24	42	62	67.7
6 LIONEL McMAHAN-MN	41 / 15	32	42	76.2
7 VORN VEN-KS	31 / 41	62	78	79.5
8 JIM WALTERS-OH	0 / 40	15	30	50.0
9 MARK MAUTHE-WI	43 / 18	38	54	70.4
10 RONNIE MEREDITH-KY	8 / 41	33	50	66.0
11 JEFF POUTANEN-MI	35 / 42	59	78	75.6

WINS - 7 LOSSES - 4 POINTS - 368 427 584 73.1

7 TIM HYTREK-WY

1 JOHN WALTERS-OH	32 / 40	54	74	73.0
2 JEFF POUTANEN-MI	6 / 40	17	34	50.0
3 VORN VEN-KS	27 / 40	31	50	62.0
4 RONNIE MEREDITH-KY	15 / 44	18	38	47.4
5 JIM WALTERS-OH	21 / 41	29	48	60.4
6 MARK MAUTHE-WI	34 / 40	30	50	60.0
7 DONNIE IRBY-LA	43 / 30	31	52	59.6
8 DAVID CARLEY-WI	41 / 18	20	38	52.6
9 LIONEL McMAHAN-MN	40 / 33	36	62	58.1
10 KARL HIX-VA	40 / 15	23	32	71.9
11 DOUG MACHA-TX	41 / 36	24	48	50.0

WINS - 5 LOSSES - 6 POINTS - 340 313 526 59.5

9 KARL HIX-VA

1 RONNIE MEREDITH-KY	0 / 41	17	34	50.0
2 JIM WALTERS-OH	0 / 40	14	28	50.0
3 MARK MAUTHE-WI	6 / 43	11	34	32.4
4 JOHN WALTERS-OH	12 / 43	16	36	44.4
5 JEFF POUTANEN-MI	17 / 42	23	44	52.3
6 VORN VEN-KS	4 / 40	20	36	55.6
7 LIONEL McMAHAN-MN	41 / 16	22	44	50.0
8 DOUG MACHA-TX	40 / 38	36	64	56.3
9 DAVID CARLEY-WI	43 / 17	24	46	52.2
10 TIM HYTREK-WY	15 / 40	14	32	43.8
11 DONNIE IRBY-LA	32 / 41	16	48	33.3

WINS - 3 LOSSES - 8 POINTS - 210 213 446 47.8

11 DONNIE IRBY-LA

1 VORN VEN-KS	2 / 40	9	26	34.6
2 RONNIE MEREDITH-KY	8 / 41	15	36	41.7
3 JIM WALTERS-OH	12 / 40	24	42	57.1
4 MARK MAUTHE-WI	22 / 40	25	56	44.6
5 JOHN WALTERS-OH	24 / 41	36	62	58.1
6 JEFF POUTANEN-MI	25 / 41	25	44	56.8
7 TIM HYTREK-WY	30 / 43	26	52	50.0
8 LIONEL McMAHAN-MN	34 / 43	29	62	46.8
9 DOUG MACHA-TX	25 / 41	21	44	47.7
10 DAVID CARLEY-WI	40 / 9	17	30	56.7
11 KARL HIX-VA	41 / 32	19	48	39.6

WINS - 2 LOSSES - 9 POINTS - 263 246 502 49.0

6 MARK MAUTHE-WI

OPPONENT'S NAME	SCORE	R	SP	%
1 DOUG MACHA-TX	42 / 18	32	48	66.7
2 DAVID CARLEY-WI	43 / 4	21	28	75.0
3 KARL HIX-VA	43 / 6	21	34	61.8
4 DONNIE IRBY-LA	40 / 22	30	56	53.6
5 LIONEL McMAHAN-MN	42 / 38	41	70	58.6
6 TIM HYTREK-WY	40 / 34	32	50	64.0
7 JIM WALTERS-OH	6 / 42	29	44	65.9
8 RONNIE MEREDITH-KY	31 / 42	49	64	76.6
9 JOHN WALTERS-OH	18 / 43	31	54	57.4
10 JEFF POUTANEN-MI	6 / 41	6	24	25.0
11 VORN VEN-KS	15 / 42	25	42	59.5

WINS - 6 LOSSES - 5 POINTS - 326 317 514 61.7

8 DOUG MACHA-TX

1 MARK MAUTHE-WI	18 / 42	24	48	50.0
2 JOHN WALTERS-OH	3 / 44	16	32	50.0
3 JEFF POUTANEN-MI	42 / 30	32	50	64.0
4 VORN VEN-KS	7 / 41	26	44	59.1
5 RONNIE MEREDITH-KY	28 / 41	39	62	62.9
6 JIM WALTERS-OH	6 / 42	11	28	39.3
7 DAVID CARLEY-WI	45 / 12	26	40	65.0
8 KARL HIX-VA	38 / 40	36	64	56.3
9 DONNIE IRBY-LA	41 / 25	25	44	56.8
10 LIONEL McMAHAN-MN	41 / 7	23	30	76.7
11 TIM HYTREK-WY	36 / 41	23	48	47.9

WINS - 4 LOSSES - 7 POINTS - 305 281 490 57.3

10 LIONEL McMAHAN-MN

1 JEFF POUTANEN-MI	6 / 41	24	44	54.5
2 VORN VEN-KS	0 / 40	13	28	46.4
3 RONNIE MEREDITH-KY	11 / 41	18	36	50.0
4 JIM WALTERS-OH	10 / 45	31	48	64.6
5 MARK MAUTHE-WI	38 / 42	41	70	58.6
6 JOHN WALTERS-OH	15 / 41	25	42	59.5
7 KARL HIX-VA	16 / 41	15	44	34.1
8 DONNIE IRBY-LA	43 / 34	32	62	51.6
9 TIM HYTREK-WY	33 / 40	36	62	58.1
10 DOUG MACHA-TX	7 / 41	12	30	40.0
11 DAVID CARLEY-WI	45 / 3	23	32	71.9

WINS - 2 LOSSES - 9 POINTS - 224 270 498 54.2

12 DAVID CARLEY-WI

1 JIM WALTERS-OH	3 / 43	7	22	31.8
2 MARK MAUTHE-WI	4 / 43	7	28	25.0
3 JOHN WALTERS-OH	17 / 42	28	48	58.3
4 JEFF POUTANEN-MI	4 / 41	12	30	40.0
5 VORN VEN-KS	2 / 41	6	24	25.0
6 RONNIE MEREDITH-KY	6 / 42	11	32	34.4
7 DOUG MACHA-TX	12 / 45	15	40	37.5
8 TIM HYTREK-WY	18 / 41	13	38	34.2
9 KARL HIX-VA	17 / 43	18	46	39.1
10 DONNIE IRBY-LA	9 / 40	7	30	23.3
11 LIONEL McMAHAN-MN	3 / 45	8	32	25.0


WINS - 0 LOSSES - 11 POINTS - 95 132 370 35.7

JUNIOR BOYS DIVISION - GROUP A


Pos	Name	ST	W	L	R	SP	%
1.	MICHAEL NEWTON	SD	11	1	240	480	50.00
2.	LUKE JOHNSON	MI	10	2	194	480	40.42
3.	TIM ROSIVAL	MN	8	3	175	440	39.77
4.	KEVIN CURTIS	AB	8	3	170	440	38.64
5.	GARY MINNICK	AZ	6	5	168	448	37.50
6.	FRANK NOTO	LA	6	5	149	440	33.86
7.	JEFF ROSIVAL	MN	6	5	142	440	32.27
8.	GLENN CLARK	LA	3	8	122	440	27.73
9.	DAVID SHREVE	IL	3	8	109	440	24.77
10.	JARED WORLEY	KS	2	9	141	448	31.47
11.	BRADLEY WARNER	TX	2	9	109	440	24.77
12.	JAY ANDERSON	ID	2	9	83	440	18.86

JUNIOR BOYS DIVISION - GROUP B

Pos	Name	ST	W	L	R	SP	%
1.	JARED LUOMA	OH	11	0	98	440	22.27
2.	GLENN CLARK	LA	10	1	102	440	23.18
3.	JEFF ROSIVAL	MN	9	2	132	440	30.00
4.	ADAM PRICE	IN	8	3	44	440	10.00
5.	GARY VOLZ	WI	7	4	64	440	14.55
6.	CHAD VOLZ	WI	6	5	56	440	12.73
7.	BILLY TAYLOR	TN	5	6	58	440	13.18
8.	ERIK PRICE	IN	4	7	32	440	7.27
9.	SHEA LEBOW	TN	3	8	41	440	9.32
10.	THOMAS HIX	VA	2	9	41	440	9.32
11.	LEWIS GERHARDT	CA	0	10	17	400	4.25
12.	PACER PACER		0	10	0	0	0.00



Boys A Michael Newton



Boys B Jared Luoma

COMBINED GROUPS B1-- THRU B3--

Pos	Name	ST	Grp	W	L	R	SP	%
1.	JIM WALTERS	OH	B1--	7	0	296	350	84.57
2.	RONNIE MEREDITH	KY	B2--	6	1	277	350	79.14
3.	VORN VEN	KS	B3--	6	1	268	350	76.57
4.	JEFF POUTANEN	MI	B3--	6+	0+	245	350	70.00
5.	JOHN WALTERS	OH	B2--	7	0	241	350	68.86
6.	MARK MAUTHE	WI	B1--	6	1	226	350	64.57
7.	DOUG MACHA	TX	B1--	5	2	210	350	60.00
8.	TIM HYTREK	WY	B3--	5+	1+	207	350	59.14
9.	LIONEL McMAHAN	MN	B2--	5	2	189	350	54.00
10.	DONNIE IRBY	LA	B3--	3	4	171	350	48.86
11.	KARL HIX	VA	B1--	4	3	170	350	48.57
12.	DAVID CARLEY	WI	B3--	4	3	154	350	44.00
13.	MICHAEL NEWTON	SD	B2--	3	4	153	350	43.71
14.	GARY MINNICK	AZ	B2--	4	3	155	350	44.29
15.	KEVIN CURTIS	AB	B1--	2	5	146	350	41.71
16.	TIM ROSIVAL	MN	B1--	3	4	143	350	40.86
17.	JARED WORLEY	KS	B1--	1	6	129	350	36.86
18.	DAVID SHREVE	IL	B3--	2	5	92	350	26.29
19.	BRADLEY WARNER	TX	B2--	2	5	107	350	30.57
20.	FRANK NOTO	LA	B1--	0	7	90	350	25.71
21.	JAY ANDERSON	ID	B3--	1	6	82	350	23.43
22.	LUKE JOHNSON	MI	B2--	1	6	56	350	16.00
23.	PACER PACER		B2--	0	7	0	0	0.00
24.	PACER PACER		B3--	0	7	0	0	0.00

Women's Division

WOMENS DIVISION - CHAMPIONSHIP CLASS

Pos	Name	ST	W	L	R	SP	%
1.	TERESA POWELL	IL	14	1	750	902	83.15
2.	SUE SNYDER	IN	13	2	689	860	80.12
3.	RENEE COWAN	VA	11	4	664	890	74.61
4.	PHYLLIS NEGAARD	MN	10	5	733	944	77.65
5.	DIANE CANTIN	QU	10	5	676	906	74.61
6.	CATHY CARTER	IA	9	6	691	902	76.61
7.	OPAL RENO	AR	9	6	717	960	74.69
8.	DEBORAH MICHAUD	MA	8	7	684	910	75.16
9.	VICKI WINSTON	MO	8	7	564	806	69.98
10.	MYRNA KISSICK	AB	7	8	601	836	71.89
11.	MARY KRAMR	TX	7	8	610	858	71.10
12.	EDI HOLLAND	MN	6	9	597	856	69.74
13.	PAM HENDERSON	MO	4	11	467	738	63.28
14.	JANE SMITH	WI	2	13	525	818	64.18
15.	SUSAN TWYMAN	NY	1	14	456	730	62.47
16.	BECKY BROWN	NC	1	14	411	720	57.08

WOMENS DIVISION - CHAMPIONSHIP CLASS

1 TERESA POWELL-IL

1	CATHY CARTER-IA	41 / 15	68	78	87.2
2	VICKI WINSTON-MO	42 / 2	31	36	86.1
3	MARY KRAMR-TX	41 / 12	45	52	86.5
4	JANE SMITH-WI	42 / 32	50	64	78.1
5	SUSAN TWYMAN-NY	40 / 8	26	32	81.3
6	BECKY BROWN-NC	41 / 6	28	32	87.5
7	PAM HENDERSON-MO	41 / 5	40	46	87.0
8	EDI HOLLAND-MN	45 / 19	49	58	84.5
9	MYRNA KISSICK-AB	38 / 40	58	80	72.5
10	RENEE COWAN-VA	42 / 18	76	86	88.4
11	OPAL RENO-AR	42 / 9	44	52	84.6
12	DIANE CANTIN-QU	42 / 28	60	70	85.7
13	SUE SNYDER-IN	40 / 19	55	68	80.9
14	PHYLLIS NEGAARD-MN	42 / 24	68	82	82.9
15	DEBORAH MICHAUD-MA	40 / 32	52	66	78.8

WINS - 14 LOSSES - 1 POINTS - 619 750 902 83.1

2 SUE SNYDER-IN

1	SUSAN TWYMAN-NY	40 / 5	34	38	89.5
2	EDI HOLLAND-MN	41 / 25	49	60	81.7
3	PAM HENDERSON-MO	43 / 30	43	56	76.8
4	BECKY BROWN-NC	41 / 17	52	62	83.9
5	VICKI WINSTON-MO	40 / 11	41	50	82.0
6	MARY KRAMR-TX	42 / 19	47	60	78.3
7	JANE SMITH-WI	41 / 16	46	54	85.2
8	CATHY CARTER-IA	42 / 25	47	60	78.3
9	RENEE COWAN-VA	40 / 26	47	60	78.3
10	PHYLLIS NEGAARD-MN	40 / 21	37	50	74.0
11	MYRNA KISSICK-AB	41 / 21	57	70	81.4
12	DEBORAH MICHAUD-MA	40 / 19	56	64	87.5
13	TERESA POWELL-IL	19 / 40	49	68	72.1
14	OPAL RENO-AR	42 / 6	41	46	89.1
15	DIANE CANTIN-QU	26 / 41	43	62	69.4

WINS - 13 LOSSES - 2 POINTS - 578 689 860 80.1



CHAMPION Tari Powell

3 RENEE COWAN-VA

1	JANE SMITH-WI	43 / 38	46	68	67.6
2	MARY KRAMR-TX	41 / 17	41	54	75.9
3	VICKI WINSTON-MO	40 / 24	40	52	76.9
4	CATHY CARTER-IA	42 / 16	42	48	87.5
5	BECKY BROWN-NC	40 / 27	40	56	71.4
6	SUSAN TWYMAN-NY	41 / 22	41	54	75.9
7	EDI HOLLAND-MN	41 / 19	31	42	73.8
8	PAM HENDERSON-MO	41 / 38	50	74	67.6
9	SUE SNYDER-IN	26 / 40	42	60	70.0
10	TERESA POWELL-IL	18 / 42	66	86	76.7
11	DIANE CANTIN-QU	42 / 20	50	62	80.6
12	OPAL RENO-AR	13 / 41	42	58	72.4
13	PHYLLIS NEGAARD-MN	13 / 42	27	44	61.4
14	DEBORAH MICHAUD-MA	41 / 31	61	78	78.2
15	MYRNA KISSICK-AB	41 / 16	45	54	83.3

WINS - 11 LOSSES - 4 POINTS - 523 664 890 74.6

4 PHYLLIS NEGAARD-MN

1	BECKY BROWN-NC	42 / 21	41	58	70.7
2	PAM HENDERSON-MO	40 / 6	24	32	75.0
3	EDI HOLLAND-MN	42 / 21	50	60	83.3
4	SUSAN TWYMAN-NY	40 / 16	43	50	86.0
5	MARY KRAMR-TX	41 / 27	71	92	77.2
6	VICKI WINSTON-MO	32 / 43	39	56	69.6
7	CATHY CARTER-IA	40 / 16	67	74	90.5
8	JANE SMITH-WI	42 / 19	40	52	76.9
9	DIANE CANTIN-QU	39 / 41	60	82	73.2
10	SUE SNYDER-IN	21 / 40	30	50	60.0
11	DEBORAH MICHAUD-MA	42 / 30	65	82	79.3
12	MYRNA KISSICK-AB	41 / 5	39	48	81.3
13	RENEE COWAN-VA	42 / 13	36	44	81.8
14	TERESA POWELL-IL	24 / 42	62	82	75.6
15	OPAL RENO-AR	39 / 40	66	82	80.5

WINS - 10 LOSSES - 5 POINTS - 567 733 944 77.6

5 DIANE CANTIN-QU

OPPONENT'S NAME	SCORE	R	SP	%
1 VICKI WINSTON-MO	41 / 19	33	42	78.6
2 CATHY CARTER-IA	23 / 40	57	74	77.0
3 JANE SMITH-WI	40 / 19	34	42	81.0
4 MARY KRAMR-TX	37 / 40	57	80	71.3
5 EDI HOLLAND-MN	40 / 36	36	58	62.1
6 PAM HENDERSON-MO	42 / 21	35	48	72.9
7 BECKY BROWN-NC	43 / 5	27	36	75.0
8 SUSAN TWYMAN-NY	42 / 14	35	44	79.5
9 PHYLLIS NEGAARD-MN	41 / 39	62	82	75.6
10 OPAL RENO-AR	26 / 40	62	84	73.8
11 RENEE COWAN-VA	20 / 42	43	62	69.4
12 TERESA POWELL-IL	28 / 42	55	70	78.6
13 DEBORAH MICHAUD-MA	40 / 11	42	48	87.5
14 MYRNA KISSICK-AB	40 / 35	51	74	68.9
15 SUE SNYDER-IN	41 / 26	47	62	75.8

WINS - 10 LOSSES - 5 POINTS - 544 676 906 74.6

7 OPAL RENO-AR

OPPONENT'S NAME	SCORE	R	SP	%
1 MARY KRAMR-TX	41 / 29	38	56	67.9
2 JANE SMITH-WI	41 / 13	40	48	83.3
3 CATHY CARTER-IA	37 / 41	67	84	79.8
4 VICKI WINSTON-MO	38 / 40	46	62	74.2
5 PAM HENDERSON-MO	41 / 28	54	74	73.0
6 EDI HOLLAND-MN	28 / 40	39	64	60.9
7 SUSAN TWYMAN-NY	40 / 29	49	66	74.2
8 BECKY BROWN-NC	42 / 10	33	40	82.5
9 DEBORAH MICHAUD-MA	39 / 41	69	88	78.4
10 DIANE CANTIN-QU	40 / 26	65	84	77.4
11 TERESA POWELL-IL	9 / 42	34	52	65.4
12 RENEE COWAN-VA	41 / 13	51	58	87.9
13 MYRNA KISSICK-AB	40 / 27	37	56	66.1
14 SUE SNYDER-IN	6 / 42	30	46	65.2
15 PHYLLIS NEGAARD-MN	40 / 39	65	82	79.3

WINS - 9 LOSSES - 6 POINTS - 523 717 960 74.7

9 VICKI WINSTON-MO

OPPONENT'S NAME	SCORE	R	SP	%
1 DIANE CANTIN-QU	19 / 41	26	42	61.9
2 TERESA POWELL-IL	2 / 42	18	36	50.0
3 RENEE COWAN-VA	24 / 40	34	52	65.4
4 OPAL RENO-AR	40 / 38	47	62	75.8
5 SUE SNYDER-IN	11 / 40	31	50	62.0
6 PHYLLIS NEGAARD-MN	43 / 32	43	56	76.8
7 MYRNA KISSICK-AB	40 / 35	74	94	78.7
8 DEBORAH MICHAUD-MA	16 / 42	34	52	65.4
9 BECKY BROWN-NC	41 / 18	28	42	66.7
10 MARY KRAMR-TX	40 / 36	48	66	72.7
11 JANE SMITH-WI	44 / 31	41	60	68.3
12 CATHY CARTER-IA	41 / 22	43	54	79.6
13 EDI HOLLAND-MN	24 / 41	40	58	69.0
14 PAM HENDERSON-MO	42 / 18	32	42	76.2
15 SUSAN TWYMAN-NY	15 / 40	25	40	62.5

WINS - 8 LOSSES - 7 POINTS - 442 564 806 70.0

6 CATHY CARTER-IA

OPPONENT'S NAME	SCORE	R	SP	%
1 TERESA POWELL-IL	15 / 41	59	78	75.6
2 DIANE CANTIN-QU	40 / 23	63	74	85.1
3 OPAL RENO-AR	41 / 37	68	84	81.0
4 RENEE COWAN-VA	16 / 42	33	48	68.8
5 DEBORAH MICHAUD-MA	9 / 41	33	52	63.5
6 MYRNA KISSICK-AB	41 / 9	38	44	86.4
7 PHYLLIS NEGAARD-MN	16 / 40	59	74	79.7
8 SUE SNYDER-IN	25 / 42	42	60	70.0
9 PAM HENDERSON-MO	41 / 6	36	42	85.7
10 JANE SMITH-WI	42 / 37	42	64	65.6
11 MARY KRAMR-TX	42 / 15	49	58	84.5
12 VICKI WINSTON-MO	22 / 41	37	54	68.5
13 SUSAN TWYMAN-NY	40 / 36	36	50	72.0
14 BECKY BROWN-NC	41 / 6	29	36	80.6
15 EDI HOLLAND-MN	41 / 27	67	84	79.8

WINS - 9 LOSSES - 6 POINTS - 472 691 902 76.6

8 DEBORAH MICHAUD-MA

OPPONENT'S NAME	SCORE	R	SP	%
1 EDI HOLLAND-MN	40 / 10	31	40	77.5
2 SUSAN TWYMAN-NY	40 / 15	35	46	76.1
3 BECKY BROWN-NC	41 / 32	43	64	67.2
4 PAM HENDERSON-MO	22 / 41	38	54	70.4
5 CATHY CARTER-IA	41 / 9	44	52	84.6
6 JANE SMITH-WI	41 / 19	38	48	79.2
7 MARY KRAMR-TX	41 / 30	53	72	73.6
8 VICKI WINSTON-MO	42 / 16	42	52	80.8
9 OPAL RENO-AR	41 / 39	70	88	79.5
10 MYRNA KISSICK-AB	29 / 40	40	56	71.4
11 PHYLLIS NEGAARD-MN	30 / 42	61	82	74.4
12 SUE SNYDER-IN	19 / 40	49	64	76.6
13 DIANE CANTIN-QU	11 / 40	32	48	66.7
14 RENEE COWAN-VA	31 / 41	59	78	75.6
15 TERESA POWELL-IL	32 / 40	49	66	74.2

WINS - 8 LOSSES - 7 POINTS - 501 684 910 75.2

10 MYRNA KISSICK-AB

OPPONENT'S NAME	SCORE	R	SP	%
1 PAM HENDERSON-MO	42 / 10	38	46	82.6
2 BECKY BROWN-NC	40 / 8	25	36	69.4
3 SUSAN TWYMAN-NY	41 / 14	32	42	76.2
4 EDI HOLLAND-MN	40 / 18	34	48	70.8
5 JANE SMITH-WI	40 / 3	34	38	89.5
6 CATHY CARTER-IA	9 / 41	28	44	63.6
7 VICKI WINSTON-MO	35 / 40	72	94	76.6
8 MARY KRAMR-TX	31 / 40	35	50	70.0
9 TERESA POWELL-IL	40 / 38	57	80	71.3
10 DEBORAH MICHAUD-MA	40 / 29	44	56	78.6
11 SUE SNYDER-IN	21 / 41	52	70	74.3
12 PHYLLIS NEGAARD-MN	5 / 41	28	48	58.3
13 OPAL RENO-AR	27 / 40	34	56	60.7
14 DIANE CANTIN-QU	35 / 40	51	74	68.9
15 RENEE COWAN-VA	16 / 41	37	54	68.5

WINS - 7 LOSSES - 8 POINTS - 462 601 836 71.9

11 MARY KRAMR-TX

OPPONENT'S NAME	SCORE	R	SP	%
1 OPAL RENO-AR	29 / 41	35	56	62.5
2 RENEE COWAN-VA	17 / 41	34	54	63.0
3 TERESA POWELL-IL	12 / 41	36	52	69.2
4 DIANE CANTIN-QU	40 / 37	59	80	73.8
5 PHYLLIS NEGAARD-MN	27 / 41	66	92	71.7
6 SUE SNYDER-IN	19 / 42	40	60	66.7
7 DEBORAH MICHAUD-MA	30 / 41	50	72	69.4
8 MYRNA KISSICK-AB	40 / 31	38	50	76.0
9 EDI HOLLAND-MN	40 / 20	42	54	77.8
10 VICKI WINSTON-MO	36 / 40	48	66	72.7
11 CATHY CARTER-IA	15 / 42	41	58	70.7
12 JANE SMITH-WI	40 / 26	36	52	69.2
13 PAM HENDERSON-MO	43 / 4	21	24	87.5
14 SUSAN TWYMAN-NY	42 / 17	37	50	74.0
15 BECKY BROWN-NC	40 / 13	27	38	71.1

WINS - 7 LOSSES - 8 POINTS - 470 610 858 71.1

13 PAM HENDERSON-MO

OPPONENT'S NAME	SCORE	R	SP	%
1 MYRNA KISSICK-AB	10 / 42	28	46	60.9
2 PHYLLIS NEGAARD-MN	6 / 40	14	32	43.8
3 SUE SNYDER-IN	30 / 43	38	56	67.9
4 DEBORAH MICHAUD-MA	41 / 22	44	54	81.5
5 OPAL RENO-AR	28 / 41	51	74	68.9
6 DIANE CANTIN-QU	21 / 42	28	48	58.3
7 TERESA POWELL-IL	5 / 41	28	46	60.9
8 RENEE COWAN-VA	38 / 41	49	74	66.2
9 CATHY CARTER-IA	6 / 41	25	42	59.5
10 EDI HOLLAND-MN	26 / 40	33	54	61.1
11 SUSAN TWYMAN-NY	40 / 28	41	54	75.9
12 BECKY BROWN-NC	40 / 13	23	36	63.9
13 MARY KRAMR-TX	4 / 43	8	24	33.3
14 VICKI WINSTON-MO	18 / 42	24	42	57.1
15 JANE SMITH-WI	40 / 33	33	56	58.9

WINS - 4 LOSSES - 11 POINTS - 353 467 738 63.3

15 SUSAN TWYMAN-NY

OPPONENT'S NAME	SCORE	R	SP	%
1 SUE SNYDER-IN	5 / 40	22	38	57.9
2 DEBORAH MICHAUD-MA	15 / 40	26	46	56.5
3 MYRNA KISSICK-AB	14 / 41	23	42	54.8
4 PHYLLIS NEGAARD-MN	16 / 40	35	50	70.0
5 TERESA POWELL-IL	8 / 40	15	32	46.9
6 RENEE COWAN-VA	22 / 41	34	54	63.0
7 OPAL RENO-AR	29 / 40	45	66	68.2
8 DIANE CANTIN-QU	14 / 42	25	44	56.8
9 JANE SMITH-WI	35 / 41	30	52	57.7
10 BECKY BROWN-NC	38 / 42	36	62	58.1
11 PAM HENDERSON-MO	28 / 40	36	54	66.7
12 EDI HOLLAND-MN	20 / 42	32	50	64.0
13 CATHY CARTER-IA	36 / 40	35	50	70.0
14 MARY KRAMR-TX	17 / 42	29	50	58.0
15 VICKI WINSTON-MO	40 / 15	33	40	82.5

WINS - 1 LOSSES - 14 POINTS - 337 456 730 62.5

12 EDI HOLLAND-MN

OPPONENT'S NAME	SCORE	R	SP	%
1 DEBORAH MICHAUD-MA	10 / 40	22	40	55.0
2 SUE SNYDER-IN	25 / 41	44	60	73.3
3 PHYLLIS NEGAARD-MN	21 / 42	42	60	70.0
4 MYRNA KISSICK-AB	18 / 40	28	48	58.3
5 DIANE CANTIN-QU	36 / 40	36	58	62.1
6 OPAL RENO-AR	40 / 28	46	64	71.9
7 RENEE COWAN-VA	19 / 41	24	42	57.1
8 TERESA POWELL-IL	19 / 45	40	58	69.0
9 MARY KRAMR-TX	20 / 40	34	54	63.0
10 PAM HENDERSON-MO	40 / 26	37	54	68.5
11 BECKY BROWN-NC	41 / 15	45	64	70.3
12 SUSAN TWYMAN-NY	42 / 20	40	50	80.0
13 VICKI WINSTON-MO	41 / 24	46	58	79.3
14 JANE SMITH-WI	42 / 22	52	62	83.9
15 CATHY CARTER-IA	27 / 41	61	84	72.6

WINS - 6 LOSSES - 9 POINTS - 441 597 856 69.7

14 JANE SMITH-WI

OPPONENT'S NAME	SCORE	R	SP	%
1 RENEE COWAN-VA	38 / 43	43	68	63.2
2 OPAL RENO-AR	13 / 41	31	48	64.6
3 DIANE CANTIN-QU	19 / 40	27	42	64.3
4 TERESA POWELL-IL	32 / 42	46	64	71.9
5 MYRNA KISSICK-AB	3 / 40	22	38	57.9
6 DEBORAH MICHAUD-MA	19 / 41	31	48	64.6
7 SUE SNYDER-IN	16 / 41	38	54	70.4
8 PHYLLIS NEGAARD-MN	19 / 42	33	52	63.5
9 SUSAN TWYMAN-NY	41 / 35	32	52	61.5
10 CATHY CARTER-IA	37 / 42	40	64	62.5
11 VICKI WINSTON-MO	31 / 44	37	60	61.7
12 MARY KRAMR-TX	26 / 40	32	52	61.5
13 BECKY BROWN-NC	41 / 39	38	58	65.5
14 EDI HOLLAND-MN	22 / 42	44	62	71.0
15 PAM HENDERSON-MO	33 / 40	31	56	55.4

WINS - 2 LOSSES - 13 POINTS - 390 525 818 64.2

16 BECKY BROWN-NC

OPPONENT'S NAME	SCORE	R	SP	%
1 PHYLLIS NEGAARD-MN	21 / 42	35	58	60.3
2 MYRNA KISSICK-AB	8 / 40	15	36	41.7
3 DEBORAH MICHAUD-MA	32 / 41	42	64	65.6
4 SUE SNYDER-IN	17 / 41	44	62	71.0
5 RENEE COWAN-VA	27 / 40	36	56	64.3
6 TERESA POWELL-IL	6 / 41	17	32	53.1
7 DIANE CANTIN-QU	5 / 43	15	36	41.7
8 OPAL RENO-AR	10 / 42	23	40	57.5
9 VICKI WINSTON-MO	18 / 41	21	42	50.0
10 SUSAN TWYMAN-NY	42 / 38	37	62	59.7
11 EDI HOLLAND-MN	15 / 41	38	64	59.4
12 PAM HENDERSON-MO	13 / 40	13	36	36.1
13 JANE SMITH-WI	39 / 41	38	58	65.5
14 CATHY CARTER-IA	6 / 41	18	36	50.0
15 MARY KRAMR-TX	13 / 40	19	38	50.0

WINS - 1 LOSSES - 14 POINTS - 272 411 720 57.1

COMBINED GROUPS W1-- THRU W8--

Pos	Name	ST Grp	W	L	R	SP	%
1.	TERESA POWELL	IL W1--	6	1	284	350	81.14
2.	DEBORAH MICHAUD	MA W6--	6	1	279	350	79.71
3.	DIANE CANTIN	QU W3--	7	0	278	350	79.43
4.	SUE SNYDER	IN W6--	7	0	278	350	79.43
5.	OPAL RENO	AR W5--	6+	0+	278	350	79.43
6.	PHYLLIS NEGAARD	MN W5--	6+	0+	263	350	75.14
7.	RENEE COWAN	VA W1--	7	0	261	350	74.57
8.	MYRNA KISSICK	AB W7--	6+	0+	258	350	73.71
9.	CATHY CARTER	IA W3--	6	1	253	350	72.29
10.	EDI HOLLAND	MN W1--	4	3	252	350	72.00
11.	VICKI WINSTON	MO W8--	7	0	247	350	70.57
12.	SUSAN TWYMAN	NY W2--	6	1	239	350	68.29
13.	MARY KRAMR	TX W2--	5	2	234	350	66.86
14.	BECKY BROWN	NC W4--	6	1	225	350	64.29
15.	JANE SMITH	WI W7--	5	2	223	350	63.71
16.	PAM HENDERSON	MO W6--	5	2	220	350	62.86
17.	AMY BROWN	OH W8--	6	1	215	350	61.43
18.	VI RUST	IN W4--	5	2	215	350	61.43
19.	LORRAINE STERNBERG	WI W2--	4	3	215	350	61.43
20.	CAROL FORTNER	WV W4--	4	3	215	350	61.43
21.	SANDY McLACHLIN	ON W2--	4	3	207	350	59.14
22.	URSULA HORNER	MS W3--	4	3	205	350	58.57
23.	JENNY WALTERS	OH W2--	4	3	202	350	57.71
24.	BONNIE SEIBOLD	IN W8--	2	5	201	350	57.43
25.	LYNDA FREDERICK	OK W7--	5	2	200	350	57.14
26.	DARLENE HILDEBRANDT	BC W3--	5	2	199	350	56.86
27.	LINDA BARRIS	LA W7--	3	4	198	350	56.57
28.	JEAN MYERS	OH W1--	4	3	197	350	56.29
29.	VIRGINIA CHALBERG	AZ W3--	3	4	197	350	56.29
30.	MARGIE HAMBLIN	TX W4--	3	4	196	350	56.00
31.	JOAN GUETZKE	WI W7--	3	4	193	350	55.14
32.	RIVERS PREWETTE	NC W6--	2	5	193	350	55.14
33.	GAIL SLUYS	CA W5--	3	4	191	350	54.57
34.	EDIE McKINNEY	WI W6--	2	5	191	350	54.57
35.	SUZANNE HELENE	WI W7--	3+	3+	185	350	52.86
36.	PAIGE PENNINGTON	CA W6--	2	5	185	350	52.86
37.	MARY RYAN	MA W5--	4	3	184	350	52.57
38.	JOYCE CARVALHO	MS W4--	4	3	183	350	52.29
39.	JO TISBURY	MS W8--	3	4	182	350	52.00
40.	PAULETTE SHREVE	IL W5--	1	6	181	350	51.71
41.	SHORTY FRY	TX W5--	4	3	180	350	51.43
42.	DEBBY BESTUL	WI W8--	3	4	180	350	51.43
43.	BILLIE SUE PENNINGTON	CA W5--	3	4	175	350	50.00
44.	NELLIE FLEMING	IL W6--	4	3	174	350	49.71
45.	LOREE MEIER	MO W4--	3	4	174	350	49.71
46.	JANE MEIER	WI W8--	2	5	174	350	49.71
47.	HENRIETTA JONES	MS W8--	4	3	173	350	49.43
48.	ROBBIE FOWLER	MS W1--	2	5	173	350	49.43
49.	BARBARA ELLIOTT	KY W4--	2	5	169	350	48.29
50.	SALLY GROOMS	NE W7--	2	5	167	350	47.71
51.	GERRI MEISTAD	WI W1--	2	5	166	350	47.43
52.	RICKI FULLER	FL W8--	1	6	165	350	47.14
53.	JULIE ROMERO	CO W2--	4	3	164	350	46.86
54.	ELISE ATCHLEY	LA W3--	2	5	163	350	46.57
55.	JUDY TATE	MO W6--	0	7	163	350	46.57
56.	MARION GEE	NY W1--	3	4	161	350	46.00
57.	BEVERLY BORN	OK W3--	1	6	151	350	43.14
58.	HELENA MORGAN	OH W1--	0	7	151	350	43.14
59.	AUDRA CRAVEN	MO W4--	1	6	148	350	42.29
60.	DEBORAH TIDWELL	AL W5--	0	7	146	350	41.71
61.	TERESA DONAR	WI W7--	0	7	141	350	40.29
62.	JUDY WAISNER	MO W3--	0	7	130	350	37.14
63.	OLIVE TAIT	ON W2--	0	7	122	350	34.86
64.	AVANELLE BROWN	OH W2--	1	6	121	350	34.57

WOMENS DIVISION - GROUP A1


Pos	Name	ST	W	L	R	SP	%
1.	SANDY MCLACHLIN	ON	9	3	319	480	66.46
2.	CAROL FORTNER	WV	8	4	299	480	62.29
3.	AMY BROWN	OH	7	4	291	440	66.14
4.	JENNY WALTERS	OH	7	4	278	440	63.18
5.	VI RUST	IN	7	4	272	440	61.82
6.	LYNDA FREDERICK	OK	6	5	258	440	58.64
7.	LINDA BARRIS	LA	5	6	240	440	54.55
8.	JEAN MYERS	OH	5	6	237	444	53.38
9.	LORRAINE STERNBERG	WI	4	7	268	440	60.91
10.	BONNIE SEIBOLD	IN	4	7	234	440	53.18
11.	DARLENE HILDEBRANDT	BC	3	8	223	440	50.68
12.	URSULA HORNER	MS	2	9	238	444	53.60



A1 Sandy McLachlin

WOMENS DIVISION - GROUP A2

Pos	Name	ST	W	L	R	SP	%
1.	VIRGINIA CHALBERG	AZ	9	2	283	440	64.32
2.	JO TISBURY	MS	8	3	235	440	53.41
3.	JOAN GUETZKE	WI	7	4	235	440	53.41
4.	MARGIE HAMBLIN	TX	6	5	247	440	56.14
5.	EDIE MCKINNEY	WI	6	5	230	440	52.27
6.	MARY RYAN	MA	5	6	256	440	58.18
7.	PAULETTE SHREVE	IL	5	6	244	440	55.45
8.	SUZANNE HELENE	WI	5	6	234	440	53.18
9.	RIVERS PREWETTE	NC	5	6	223	440	50.68
10.	JOYCE CARVALHO	MS	4	7	218	440	49.55
11.	PAIGE PENNINGTON	CA	4	7	203	440	46.14
12.	GAIL SLUYS	CA	2	9	221	440	50.23



A2 Virginia Chalberg

WOMENS DIVISION - GROUP B1

Pos	Name	ST	W	L	R	SP	%
1.	RICKI FULLER	FL	9	2	259	444	58.33
2.	BILLIE SUE PENNINGTON	CA	8	3	262	440	59.55
3.	JANE MEIER	WI	8	3	239	444	53.83
4.	NELLIE FLEMING	IL	8	3	237	444	53.38
5.	DEBBY BESTUL	WI	7	4	239	440	54.32
6.	BARBARA ELLIOTT	KY	6	5	221	444	49.77
7.	LOREE MEIER	MO	5	6	223	440	50.68
8.	SALLY GROOMS	NE	4	7	209	440	47.50
9.	SHORTY FRY	TX	4	7	202	440	45.91
10.	GERRI MEISTAD	WI	3	8	213	440	48.41
11.	HENRIETTA JONES	MS	3	8	190	440	43.18
12.	ROBBIE FOWLER	MS	1	10	205	440	46.59



B1 Ricki Fuller, B2 Elise Atchley

WOMENS DIVISION - GROUP B2

Pos	Name	ST	W	L	R	SP	%
1.	ELISE ATCHLEY	LA	10	1	235	440	53.41
2.	MARION GEE	NY	9	2	226	440	51.36
3.	JULIE ROMERO	CO	9	2	215	440	48.86
4.	HELENA MORGAN	OH	6	5	225	440	51.14
5.	OLIVE TAIT	ON	6	5	210	440	47.73
6.	JUDY TATE	MO	5	6	180	440	40.91
7.	AVANELLE BROWN	OH	5	6	171	440	38.86
8.	AUDRA CRAVEN	MO	4	7	182	440	41.36
9.	BEVERLY BORN	OK	4	7	169	440	38.41
10.	TERESA DONAR	WI	3	8	164	444	36.94
11.	JUDY WAISNER	MO	3	8	154	444	34.68
12.	DEBORAH TIDWELL	AL	2	9	156	440	35.45

WOMENS DIVISION - GROUP C1

Pos	Name	ST	W	L	R	SP	%
1.	BECKY BROWN	NC	11	1	302	480	62.92
2.	JENNY WALTERS	OH	10	2	278	480	57.92
3.	MARGIE HAMBLIN	TX	9	2	230	440	52.27
4.	BEVERLY BORN	OK	7	4	190	440	43.18
5.	SALLY GROOMS	NE	6	5	205	440	46.59
6.	JUDY TATE	MO	5	6	194	440	44.09
7.	DEE DANIELS	TX	5	6	183	440	41.59
8.	HAZEL FLESHMAN	MD	5	6	176	440	40.00
9.	SHORTY FRY	TX	4	7	214	440	48.64
10.	DEBORAH TIDWELL	AL	4	7	194	440	44.09
11.	ANNE WILLIAMS	MS	1	10	144	440	32.73
12.	PACER PACER		0	11	0	0	0.00

WOMENS DIVISION - GROUP C2

Pos	Name	ST	W	L	R	SP	%
1.	RITA WARNER	TX	10	3	218	520	41.92
2.	RIVERS PREWETTE	NC	8	4	226	480	47.08
3.	IDA HOSTRUP	WI	8	4	191	480	39.79
4.	HENRIETTA JONES	MS	7	4	200	444	45.05
5.	HELENA MORGAN	OH	6	5	190	444	42.79
6.	AVANELLE BROWN	OH	5	6	189	440	42.95
7.	PHYLLIS VonTHUN	IA	5	6	184	440	41.82
8.	CAROL HOLMES	NE	5	6	169	440	38.41
9.	DOROTHY SLOCUM	FL	5	6	127	440	28.86
10.	RENEE STERNBERG	WI	4	7	156	440	35.45
11.	GLORIA SMITH	WI	3	8	173	440	39.32
12.	JEAN LUGO	LA	2	9	147	440	33.41

WOMENS DIVISION - GROUP D1

Pos	Name	ST	W	L	R	SP	%
1.	TERESA DONAR	WI	10	2	214	480	44.58
2.	AUDRA CRAVEN	MO	9	3	211	480	43.96
3.	SHERLEAN WICKSTROM	MS	8	3	165	440	37.50
4.	FERN WEEKLEY	MS	8	3	139	440	31.59
5.	GIN MAY	OH	7	4	152	440	34.55
6.	CATHY MOTT	IL	6	5	164	444	36.94
7.	PHYLLIS SCHROEDER	MS	5	6	144	444	32.43
8.	PHYLLIS MOORE	FL	4	7	129	440	29.32
9.	DEBBY THOMPSON	WI	4	7	128	440	29.09
10.	PHYLLIS QUIST	WA	4	7	94	440	21.36
11.	RITA SARBAUGH	OH	2	9	90	440	20.45
12.	PACER PACER		0	11	0	0	0.00

WOMENS DIVISION - GROUP D2


Pos	Name	ST	W	L	R	SP	%
1.	EILEEN O'BORN	LA	11	2	210	520	40.38
2.	GINGER CAIN	OK	9	3	201	480	41.88
3.	MILDRED IVESTER	GA	9	3	186	480	38.75
4.	SHERRI FAYARD	MS	8	3	156	440	35.45
5.	MARIETA KILLGORE	MO	6	5	148	448	33.04
6.	PATRICIA STRAIN	LA	5	6	148	440	33.64
7.	PAT BARDWELL	MS	5	6	133	448	29.69
8.	SHARON GARNER	MS	4	7	134	440	30.45
9.	PAT LUTZ	MS	3	8	128	440	29.09
10.	GAIL GUIDRY	LA	3	8	113	440	25.68
11.	JEAN ROBINSON	CA	3	8	94	440	21.36
12.	JOANN WANNER	CA	2	9	114	440	25.91



C1 Becky Brown, C2 Rita Warner



D1 Teresa Donar



D2 Eileen O'Born



E1 Shirley Smith, E2 Viola Reinebach



F1 Jane Meier, F2 Tina Bruster

WOMENS DIVISION - GROUP E1

Pos	Name	ST	W	L	R	SP	%
1.	SHIRLEY SMITH	AR	9	3	173	480	36.04
2.	JOAN SANDERS	OH	8	4	163	480	33.96
3.	FRAN ROTH	CO	7	4	157	440	35.68
4.	CAROLYN LARSEN	MS	7	4	144	440	32.73
5.	SHARON JONES	OH	6	5	120	440	27.27
6.	DOROTHY HOLLAND	MS	5	6	143	440	32.50
7.	CAROL HOPPE	MN	5	6	139	444	31.31
8.	CATHY MORAN	MS	5	6	139	444	31.31
9.	BETTY BOUDREAUX	LA	5	6	110	440	25.00
10.	PATRICIA MILLER	MS	5	6	105	444	23.65
11.	LORRAINE LANGE	IL	3	8	125	440	28.41
12.	BEV MODGLIN	IL	2	9	103	444	23.20

WOMENS DIVISION - GROUP F1

Pos	Name	ST	W	L	R	SP	%
1.	JANE MEIER	WI	11	0	199	440	45.23
2.	SALLY SHIPLEY	CA	9	2	124	440	28.18
3.	SUE EDENLOFF	MN	8	3	165	444	37.16
4.	MARY HUFFMAN	MS	7	4	134	440	30.45
5.	ESTHER COOMBS	NY	7	4	120	444	27.03
6.	CHARLOTTE O'BORN	MS	6	5	111	440	25.23
7.	GLADYS WOLFE	MS	4	7	116	444	26.13
8.	JEANNIE ANNERAL	UT	4	7	112	440	25.45
9.	TONYA HIX	VA	4	7	92	440	20.91
10.	PAULA CLARK	MS	3	8	104	444	23.42
11.	RUTH HIX	VA	2	9	88	440	20.00
12.	PHYLLIS FOX	CO	1	10	86	440	19.55

WOMENS DIVISION - GROUP E2

Pos	Name	ST	W	L	R	SP	%
1.	VIOLA REINEBACH	IL	11	0	179	440	40.68
2.	MARSHA SMITH	IL	9	2	127	444	28.60
3.	RUTH ANDERSON	ID	8	3	129	444	29.05
4.	MICKEY FRICKE	LA	6	5	97	440	22.05
5.	C GUMMERSHEIMER	IL	5	6	105	440	23.86
6.	BETH SMITH	OH	5	6	98	440	22.27
7.	MARTHA BENDER	LA	5	6	93	440	21.14
8.	LOUISE PAGE	MS	4	7	83	440	18.86
9.	DEBBIE HERDERHORST	IL	4	7	81	440	18.41
10.	PEGGY BOURQUE	MS	4	7	80	440	18.18
11.	VANESSA GRAY	MS	3	8	80	440	18.18
12.	JULIE TRAHAN	LA	2	9	61	440	13.86

WOMENS DIVISION - GROUP F2

Pos	Name	ST	W	L	R	SP	%
1.	TINA BRUSTER	MS	10	1	141	444	31.76
2.	SUE CRAWFORD	OH	9	2	148	448	33.04
3.	EMMA ELLERMAN	IL	9	2	88	440	20.00
4.	GLYNN SCHMIDT	LA	8	3	85	444	19.14
5.	EVELYN STRAIN	LA	7	4	90	440	20.45
6.	MARIE BAILEY	MS	7	4	85	440	19.32
7.	VICKY OGLESBY	CA	5	6	71	440	16.14
8.	SERI ZIRLOTT	MS	4	7	52	440	11.82
9.	MARTA NEWTON	SD	3	8	74	444	16.67
10.	KATHY GOMEZ	LA	2	9	55	440	12.50
11.	SHIRLEY JAMIESON	CA	1	10	39	440	8.86
12.	FREIDA SEABOURNE	MS	1	10	26	444	5.86

Senior Ladies' Division



CHAMPION Marge Spray

SENIOR LADIES DIVISION - CHAMPIONSHIP CLASS

Pos	Name	ST	W	L	R	SP	%
1.	MARGE SPRAY	FL	5	0	138	210	65.71
2.	CYRENA SRENASKI	WI	4	1	120	232	51.72
3.	IRIS SANDHAM	GA	3	2	153	260	58.85
4.	EVELYN GOSHAW	WI	2	3	95	236	40.25
5.	EVELYN MOORE	AB	1	4	114	244	46.72
6.	GENEVIEVE LAVETT	CA	0	5	66	182	36.26

SENIOR LADIES DIVISION - CHAMPIONSHIP CLASS

1 MARGE SPRAY-FL

OPPONENT'S NAME	SCORE	R	SP	%
1 GENEVIEVE LAVETT-CA	40 / 6	21	28	75.0
2 EVELYN MOORE-AB	40 / 33	28	48	58.3
3 EVELYN GOSHAW-WI	45 / 1	25	32	78.1
4 CYRENA SRENASKI-WI	42 / 2	23	30	76.7
5 IRIS SANDHAM-GA	40 / 38	41	72	56.9

WINS - 5 LOSSES - 0 POINTS - 207 138 210 65.7

3 IRIS SANDHAM-GA

OPPONENT'S NAME	SCORE	R	SP	%
1 EVELYN MOORE-AB	40 / 23	26	44	59.1
2 CYRENA SRENASKI-WI	31 / 40	36	64	56.3
3 GENEVIEVE LAVETT-CA	40 / 16	20	32	62.5
4 EVELYN GOSHAW-WI	44 / 24	27	48	56.3
5 MARGE SPRAY-FL	38 / 40	44	72	61.1

WINS - 3 LOSSES - 2 POINTS - 193 153 260 58.8

5 EVELYN MOORE-AB

OPPONENT'S NAME	SCORE	R	SP	%
1 IRIS SANDHAM-GA	23 / 40	21	44	47.7
2 MARGE SPRAY-FL	33 / 40	24	48	50.0
3 CYRENA SRENASKI-WI	30 / 44	24	54	44.4
4 GENEVIEVE LAVETT-CA	41 / 5	27	42	64.3
5 EVELYN GOSHAW-WI	36 / 42	18	56	32.1

WINS - 1 LOSSES - 4 POINTS - 163 114 244 46.7

2 CYRENA SRENASKI-WI

OPPONENT'S NAME	SCORE	R	SP	%
1 EVELYN GOSHAW-WI	40 / 28	24	52	46.2
2 IRIS SANDHAM-GA	40 / 31	38	64	59.4
3 EVELYN MOORE-AB	44 / 30	31	54	57.4
4 MARGE SPRAY-FL	2 / 42	10	30	33.3
5 GENEVIEVE LAVETT-CA	41 / 17	17	32	53.1

WINS - 4 LOSSES - 1 POINTS - 167 120 232 51.7

4 EVELYN GOSHAW-WI

OPPONENT'S NAME	SCORE	R	SP	%
1 CYRENA SRENASKI-WI	28 / 40	22	52	42.3
2 GENEVIEVE LAVETT-CA	41 / 30	21	48	43.8
3 MARGE SPRAY-FL	1 / 45	11	32	34.4
4 IRIS SANDHAM-GA	24 / 44	19	48	39.6
5 EVELYN MOORE-AB	42 / 36	22	56	39.3

WINS - 2 LOSSES - 3 POINTS - 136 95 236 40.3

6 GENEVIEVE LAVETT-CA

OPPONENT'S NAME	SCORE	R	SP	%
1 MARGE SPRAY-FL	6 / 40	11	28	39.3
2 EVELYN GOSHAW-WI	30 / 41	16	48	33.3
3 IRIS SANDHAM-GA	16 / 40	12	32	37.5
4 EVELYN MOORE-AB	5 / 41	17	42	40.5
5 CYRENA SRENASKI-WI	17 / 41	10	32	31.3

WINS - 0 LOSSES - 5 POINTS - 74 66 182 36.3

SENIOR LADIES DIVISION - GROUP A

Pos	Name	ST	W	L	R	SP	%
1.	DOLORES ZIGRANG	TX	7	1	138	320	43.13
2.	CARLA MCFARLANE	WI	6	2	113	320	35.31
3.	LOIS SMITH	FL	5	2	94	280	33.57
4.	LUCY CAMERON	AB	4	3	106	280	37.86
5.	ANNA HARMS	WI	3	4	90	280	32.14
6.	MERDZE SENGER	FL	3	4	82	280	29.29
7.	ARDYCE SCHROEDER	WI	1	6	14	280	5.00
8.	ERNESTINE BACA	NM	0	7	14	200	7.00



Sr. A Dolores Zigrang

COMBINED GROUPS L1-- THRU L2--

Pos	Name	ST	Grp	W	L	R	SP	%
1.	MARGE SPRAY	FL	L1--	7	0	221	350	63.14
2.	IRIS SANDHAM	GA	L2--	6	1	205	350	58.57
3.	EVELYN GOSHAW	WI	L1--	5	2	178	350	50.86
4.	CYRENA SRENASKI	WI	L2--	6	1	168	350	48.00
5.	EVELYN MOORE	AB	L2--	5	2	166	350	47.43
6.	GENEVIEVE LAVETT	CA	L1--	6	1	156	350	44.57
7.	LOIS SMITH	FL	L1--	3	4	134	350	38.29
8.	DOLORES ZIGRANG	TX	L1--	4	3	125	350	35.71
9.	MERDZE SENGER	FL	L2--	3	4	118	350	33.71
10.	LUCY CAMERON	AB	L2--	4	3	107	350	30.57
11.	CARLA MCFARLANE	WI	L2--	3	4	93	350	26.57
12.	ANNA HARMS	WI	L1--	2	5	88	350	25.14
13.	ERNESTINE BACA	NM	L2--	1	6	21	350	6.00
14.	ARDYCE SCHROEDER	WI	L1--	1	6	16	350	4.57
15.	PACER PACER		L1--	0	7	0	0	0.00
16.	PACER PACER		L2--	0	7	0	0	0.00

The Editor extends apologies to anyone whose name is misspelled. We have used computer printouts from the World Tournament and some input errors did occur.

Junior Girls' Division

JUNIOR GIRLS DIVISION - CHAMPIONSHIP CLASS

Pos	Name	ST	W	L	R	SP	%
1.	CELESTE POLAK	TX	7	0	212	286	74.13
2.	TRACY CURTIS	AB	6	1	200	316	63.29
3.	JULIE WALTERS	OH	5	2	199	322	61.80
4.	CRYSTAL CURTIS	AB	4	3	183	334	54.79
5.	HIEDI STERNBERG	WI	2	5	172	328	52.44
6.	PAULA MAAHS	MN	2	5	149	334	44.61
7.	BRENDA ENGLEHARDT	TX	2	5	138	330	41.82
8.	TIFFANY GAGE	MN	0	7	103	274	37.59

JUNIOR GIRLS DIVISION - CHAMPIONSHIP CLASS

1 CELESTE POLAK-TX

OPPONENT'S NAME	SCORE	R	SP	%
1 HIEDI STERNBERG-WI	41 / 21	42	58	72.4
2 TIFFANY GAGE-MN	40 / 7	21	26	80.8
3 CRYSTAL CURTIS-AB	42 / 13	23	34	67.6
4 TRACY CURTIS-AB	41 / 16	33	44	75.0
5 PAULA MAAHS-MN	45 / 11	34	46	73.9
6 JULIE WALTERS-OH	40 / 19	35	46	76.1
7 BRENDA ENGLEHARDT-TX	42 / 9	24	32	75.0

WINS - 7 LOSSES - 0 POINTS - 291 212 286 74.1

3 JULIE WALTERS-OH

OPPONENT'S NAME	SCORE	R	SP	%
1 TIFFANY GAGE-MN	43 / 10	18	24	75.0
2 HIEDI STERNBERG-WI	40 / 30	27	52	51.9
3 TRACY CURTIS-AB	17 / 42	22	40	55.0
4 CRYSTAL CURTIS-AB	41 / 26	43	66	65.2
5 BRENDA ENGLEHARDT-TX	43 / 21	28	44	63.6
6 CELESTE POLAK-TX	19 / 40	28	46	60.9
7 PAULA MAAHS-MN	40 / 18	33	50	66.0

WINS - 5 LOSSES - 2 POINTS - 243 199 322 61.8

5 HIEDI STERNBERG-WI

OPPONENT'S NAME	SCORE	R	SP	%
1 CELESTE POLAK-TX	21 / 41	36	58	62.1
2 JULIE WALTERS-OH	30 / 40	24	52	46.2
3 PAULA MAAHS-MN	42 / 6	21	30	70.0
4 BRENDA ENGLEHARDT-TX	39 / 41	21	54	38.9
5 TRACY CURTIS-AB	25 / 42	25	44	56.8
6 TIFFANY GAGE-MN	43 / 13	21	38	55.3
7 CRYSTAL CURTIS-AB	22 / 40	24	52	46.2

WINS - 2 LOSSES - 5 POINTS - 222 172 328 52.4



CHAMPION Celeste Polak

2 TRACY CURTIS-AB

OPPONENT'S NAME	SCORE	R	SP	%
1 PAULA MAAHS-MN	42 / 26	29	54	53.7
2 BRENDA ENGLEHARDT-TX	41 / 17	30	44	68.2
3 JULIE WALTERS-OH	42 / 17	30	40	75.0
4 CELESTE POLAK-TX	16 / 41	25	44	56.8
5 HIEDI STERNBERG-WI	42 / 25	29	44	65.9
6 CRYSTAL CURTIS-AB	42 / 37	32	60	53.3
7 TIFFANY GAGE-MN	42 / 0	25	30	83.3

WINS - 6 LOSSES - 1 POINTS - 267 200 316 63.3

4 CRYSTAL CURTIS-AB

OPPONENT'S NAME	SCORE	R	SP	%
1 BRENDA ENGLEHARDT-TX	42 / 17	27	42	64.3
2 PAULA MAAHS-MN	43 / 21	24	42	57.1
3 CELESTE POLAK-TX	13 / 42	14	34	41.2
4 JULIE WALTERS-OH	26 / 41	37	66	56.1
5 TIFFANY GAGE-MN	42 / 8	22	38	57.9
6 TRACY CURTIS-AB	37 / 42	31	60	51.7
7 HIEDI STERNBERG-WI	40 / 22	28	52	53.8

WINS - 4 LOSSES - 3 POINTS - 243 183 334 54.8

6 PAULA MAAHS-MN

OPPONENT'S NAME	SCORE	R	SP	%
1 TRACY CURTIS-AB	26 / 42	23	54	42.6
2 CRYSTAL CURTIS-AB	21 / 43	17	42	40.5
3 HIEDI STERNBERG-WI	6 / 42	10	30	33.3
4 TIFFANY GAGE-MN	42 / 32	27	58	46.6
5 CELESTE POLAK-TX	11 / 45	24	46	52.2
6 BRENDA ENGLEHARDT-TX	41 / 37	22	54	40.7
7 JULIE WALTERS-OH	18 / 40	26	50	52.0

WINS - 2 LOSSES - 5 POINTS - 165 149 334 44.6

7 BRENDA ENGLEHARDT-TX

OPPONENT'S NAME	SCORE	R	SP	%
1 CRYSTAL CURTIS-AB	17 / 42	19	42	45.2
2 TRACY CURTIS-AB	17 / 41	22	44	50.0
3 TIFFANY GAGE-MN	40 / 36	24	60	40.0
4 HIEDI STERNBERG-WI	41 / 39	22	54	40.7
5 JULIE WALTERS-OH	21 / 43	20	44	45.5
6 PAULA MAAHS-MN	37 / 41	20	54	37.0
7 CELESTE POLAK-TX	9 / 42	11	32	34.4

WINS - 2 LOSSES - 5 POINTS - 182 138 330 41.8



Girls A Pam Steinke



Girls B Penny Steinke

8 TIFFANY GAGE-MN

OPPONENT'S NAME	SCORE	R	SP	%
1 JULIE WALTERS-OH	10 / 43	7	24	29.2
2 CELESTE POLAK-TX	7 / 40	10	26	38.5
3 BRENDA ENGLEHARDT-TX	36 / 40	27	60	45.0
4 PAULA MAAHS-MN	32 / 42	25	58	43.1
5 CRYSTAL CURTIS-AB	8 / 42	10	38	26.3
6 HIEDI STERNBERG-WI	13 / 43	12	38	31.6
7 TRACY CURTIS-AB	0 / 42	12	30	40.0

WINS - 0 LOSSES - 7 POINTS - 106 103 274 37.6

JUNIOR GIRLS DIVISION - GROUP A

Pos Name	ST	W	L	R	SP	%
1.PAM STEINKE	WI	7	0	133	280	47.50
2.TONYA KUTSCH	ON	4	3	100	280	35.71
3.MISSA ROSIVAL	MN	4	3	93	280	33.21
4.PENNY STEINKE	WI	4	3	91	280	32.50
5.ROBIN BESEDA	TX	3	4	97	280	34.64
6.HEATHER STERNBERG	WI	3	4	87	280	31.07
7.JAIME POLAK	TX	3	4	83	280	29.64
8.JEANNA ROCHA	MN	0	7	46	280	16.43

JUNIOR GIRLS DIVISION - GROUP B

Pos Name	ST	W	L	R	SP	%
1.PENNY STEINKE	WI	13	1	140	560	25.00
2.JEANNA ROCHA	MN	12	2	117	560	20.89
3.JOY ANDERSON	ID	9	5	81	560	14.46
4.KATHERINE KUTSCH	ON	8	6	81	560	14.46
5.MICHELLE NEWTON	SD	7	7	61	560	10.89
6.KARA HIX	VA	5	9	33	564	5.85
7.LUIGIA SANDERS	OH	2	12	25	564	4.43
8.STACY SANDERS	OH	0	14	28	560	5.00

COMBINED GROUPS G1-- THRU G2--

Pos Name	ST	Grp	W	L	R	SP	%
1.CELESTE POLAK	TX	G1--	7	0	237	350	67.71
2.BRENDA ENGELHARDT	TX	G2--	5	2	178	350	50.86
3.JULIE WALTERS	OH	G1--	5	2	174	350	49.71
4.PAULA MAAHS	MN	G2--	7	0	173	350	49.43
5.TRACEY CURTIS	AB	G2--	4	3	168	350	48.00
6.TIFFANY GAGE	MN	G1--	4	3	158	350	45.14
7.CRYSTAL CURTIS	AB	G1--	5	2	152	350	43.43
8.HIEDI STERNBERG	WI	G2--	4	3	151	350	43.14
9.TONYA KUTSCH	ON	G2--	4	3	142	350	40.57
10.ROBIN BESEDA	TX	G1--	3	4	136	350	38.86
11.PAM STEINKE	WI	G2--	3	4	125	350	35.71
12.JAIME POLAK	TX	G2--	0	7	110	350	31.43
13.MISSA ROSIVAL	MN	G1--	3	4	106	350	30.29
14.HEATHER STERNBERG	WI	G2--	1	6	106	350	30.29
15.PENNY STEINKE	WI	G1--	1	6	78	350	22.29
16.JEANNA ROCHA	MN	G1--	0	7	73	350	20.86

Want A World Tournament Videotape?

MEET VIDEO CHRONICLES, INC.

For the past three years, Video Chronicles, Inc. has worked very closely with the NHPA to produce highlights videotapes of World Tournaments. Perhaps you've wondered how it all started...

Mickey and Terry Lovaas are Video Chronicles, Inc. They have been at the last 3 World Tournaments, and at the Showboat Lounge in Las Vegas in 1990 and have produced highlights videotapes of these tournaments.

Mickey and Terry are from Brooklyn Park, MN, which is in suburban Minneapolis. They got involved with the NHPA in 1989 when the World Tournament was held in Spearfish, SD. It was their first "horseshoe experience."

Terry started working in the video industry in 1979 and worked in management and production of television programs for Cable TV. Video Chronicles, Inc. was started in 1986 as a part time business to handle extra video projects as they came up. In 1987 business had grown so much that Terry left his programming position to work full time in Video Chronicles.

Mickey spent ten years in the insurance industry and in 1988 left her job as a marketing representative for a national insurance broker and joined Terry in running Video Chronicles

full time. Their combined production and business experience makes them a well-balanced team.

At each World Tournament, over 20 hours of videotape is shot for the highlights video. At the end of the tournament, all footage must be "logged" so the editing process can begin. Once the script is written, the necessary video must be taken from the original footage, and assembled onto the final 2-hour tape. This process will take over 100 hours by the time it is complete. At that time, the duplication can finally begin.

Although the highlights video is a lot of work, Terry and Mickey *really* enjoy being at this event. The people are the best in the world and gradually, the sport of horseshoes has grown on them. Terry even started pitching in a local league this year.

Video Chronicles keeps tapes on file so World Tournament highlights tapes are always available for 1989, 1990 and of course, 1991, as well as the 1990 Las Vegas Open at the Showboat.

Terry and Mickey are already hard at work editing the 1991 tape, and are also looking forward enthusiastically to Columbus in 1992!

Catch all the action of this year's World Tournament in this exciting videotape, including:

Highlights from every class • Interview with the Winners
Extensive coverage of the Men's and Women's Championship Class Finals
2 Hours of Pitching

The Price is Only \$22.95

(\$19.95 plus \$3.00 shipping and handling)

MAIL TO:

Video Chronicles, Inc., P.O. Box 290185, Brooklyn Center, MN 55429

The Mississippi Horseshoe Pitchers Association provided special entertainment at this year's banquet. A videotape is also available of this 1½ hour country show starring Mississippi horseshoe pitchers as your favorite country singers! (\$10.00)

NAME _____
ADDRESS _____
CITY/STATE/ZIP _____
VISA/MC # _____ exp. _____

YES! Please send me a copy of the

_____ 1991 World Tournament (\$19.95 plus \$3.00 S&H)

_____ Mississippi Show Tape (\$10.00)

Also Available for \$22.95 each:

_____ 1989 WT

_____ Las Vegas Open

_____ 1990 WT

MN residents add 6.5% sales tax.
Please allow 10-12 weeks for delivery.


Great Gift Idea!

NATIONAL HORSESHOE PITCHERS ASSN.
Box 7927, Columbus, OH 43207-7927

ADDRESS CORRECTION REQUESTED
FORWARDING/RETURN POSTAGE
GUARANTEED

04/01/92
CASEY G SLUYS
1721 SAN RAMON WAY
SANTA ROSA CA 95409

BULK RATE
U.S. POSTAGE
PAID
PERMIT NO. 80
GRASS VALLEY, CA



The American **TOURNAMENT SHOE**

LOCKS IN RINGERS!

- Scientifically designed ringer breaker helps rotate shoe to lock in ringers.
- Finger positioner for throwing comfort.
- Heel caulks with more forged steel for better balance.
- Longer hooks to grab the stake better.
- EXCLUSIVE new high-tech powder coat finish for better resistance to chipping, abrasion, corrosion and weathering.
- Classic gold and silver in full outfits (four shoes and two solid-steel stakes) or four shoes only.
- Call or write today! (508) 853-8010

*World's Largest Producer of Drop-Forged,
Steel Pitching Horseshoes.*

 **St. Pierre**
MANUFACTURING CORPORATION

317 East Mountain Street
Worcester, MA 01606



NHPA
APPROVED

SPONSOR OF
1991 World Horseshoe
Tournament

Biloxi
Mississippi